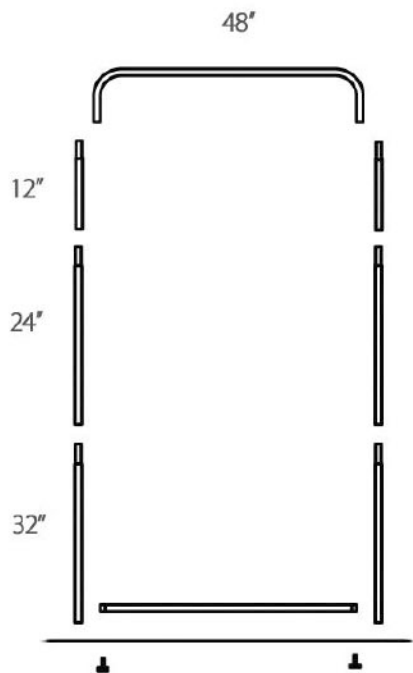
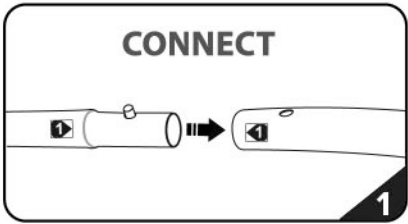


Clear Vinyl Safety Barrier - 4' W X 6.5' H Floor Standing Aluminum Sneeze Guard Divider

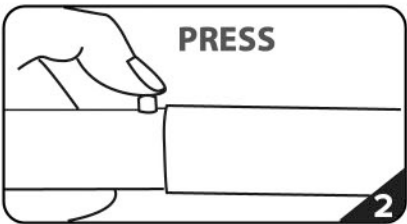
SET UP INSTRUCTIONS



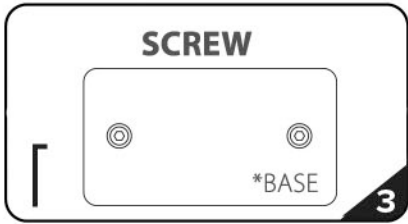
***Spare Parts**
2 X 12" Tube




Connect numbered tubes together.



Snap tubes together.



Screw base to tubes with threaded bottom.



Attach vinyl cover to the top pole Velcro attachment.



Attach vinyl cover to the side poles Velcro attachment.



Attach vinyl cover to the bottom pole Velcro attachment.

To assemble, secure the longest vertical pole onto the back steel base using the included allen wrench. Add the bottom horizontal support pole and secure. Snap on the remaining vertical poles, then top frame with curved bar to complete.



WARNING: Cancer
www.P65Warnings.ca.gov