



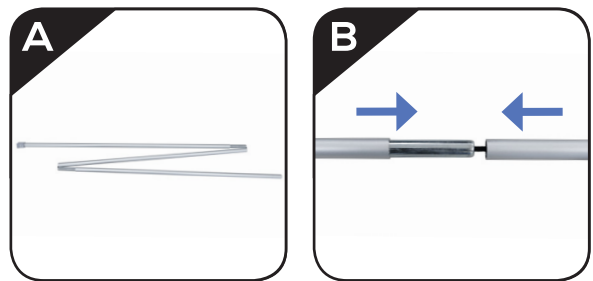
ROLL UP BANNERS

FREESTANDING ROLL UP BANNER STAND


Step 1
Twist the feet.



Step 2
Assemble support pole.




Step 3
Insert support pole into hole.



Step 4
Pull banner out of the base.



Step 5
Attach support pole to the clamp bar.



Step 6
Stand Complete.

