

PUGGLE ROLL UP RETRACTABLE BANNER STAND

RETRACTABLE BANNER STANDS

PRODUCT CODE: PGRUP



On frame On graphic



PRODUCT DESCRIPTION

The Puggle Roll Up is our new Premium roll up that has a bright silver color, a sleek and curvy style and a wide base. Graphics attach by clamp bar on top and by double stick tape on bottom. Base is finished in anodized aluminum and silver color end plates.

DISPLAY DIMENSION	33.5" W x 80" H x 9" D
GRAPHIC DIMENSIONS	33.5" W x 80" H

GRAPHIC MATERIAL

Super Flat Vinyl

GRAPHIC FINISHING

5" Bleed at the bottom

DISPLAY CONSTRUCTION

Sturdy Aluminum Construction

SHIPPING WEIGHTS & DIMENSIONS

SINGLE BOX - 1 Unit

Shipping Weight	12 lbs (stand only) 13 lbs (frame and graphic)
Shipping Dimensions	36.5" H x 9" W x 4" D

MASTER BOX - 4 Units

Shipping Weight	35 lbs (stand only) 45 lbs (frame and graphic)
Shipping Dimensions	38" H x 13.5" W x 9" D

LARGE QUANTITY FREIGHT

Master Box - Freight Shipping	28 boxes per 48" L x 40" W x 69" H skids
Master Box - Freight Weight	980 lbs (frame only) 1,260 lbs (frame & graphic)

GRAPHIC TURN AROUND TIME

1 business days after proof approval

AVAILABLE ACCESSORIES

LED Clamp Light (110 Volts)	Clamp Light (35 Watts)
AVAILABILITY	CA and PA



Travel Bag



LED Clamp Light (Optional)



Clamp Light (Optional)

Note: Graphics aren't interchangeable

PUGGLE ROLL UP RETRACTABLE BANNER STAND


RETRACTABLE BANNER STANDS

PRODUCT CODE: PGRUP


PARTS LIST



Qty 1 - Puggle Roll Up Stand



Qty 1 - Clamp Bar



Qty 1 - Support Pole



Qty 1 - Travel Bag

PUGGLE ROLL UP RETRACTABLE BANNER STAND

RETRACTABLE BANNER STANDS
PRODUCT CODE: PGRUP


SET UP INSTRUCTIONS

Prepare Banner Stand



a. Remove Puggle Roll Up out of bag.

Install Telescopic Pole



a. Assemble telescopic pole.



b. Insert telescopic pole into hole of the base stand.

Pull Up Banner



a. Pull banner out of base.



b. Attach telescopic pole to the clamp bar.



c. Complete stand.