

BACKLIT TABLE THROW FULL COLOR FRONT 8FT

TABLE THROWS

PRODUCT CODE: BLTTHR8G



On graphic



PRODUCT DESCRIPTION

New Backlit Table Throws are now available! Light up your front panel custom graphic that is made to fit 8ft. tables. This throw is finished 4-sided - which completely covers the front, back and sides of the table. Our Backlit Table Throws fit tapered and taut around the table and secures under its legs with sewn-in rubber feet at each corner.

DISPLAY DIMENSION 96" W x 29" H x 23.5" D

GRAPHIC DIMENSIONS 100" W x 32.5" H

GRAPHIC MATERIAL

Dye-Sub Backlit Fabric (Front) / Black Stretch Fabric (Top, Back, and Sides)

GRAPHIC FINISHING

Dye-Sub Printing (Front Panel)

DISPLAY CONSTRUCTION

Edges Sewn

LIGHT SPECIFICATION

Qty.2 - 20w LED Strips - 10 LED lights per strip / 2w each

COMPATIBLE TABLE SIZE

8ft Table: 96" L x 24" W x 29" H

SHIPPING WEIGHTS & DIMENSIONS

Shipping Weight 7 lbs

Shipping Dimensions 28" L x 6" W x 6" H

GRAPHIC TURN AROUND TIME

3 business day after proof approval

AVAILABILITY CA



BACKLIT TABLE THROW

TABLE THROWS
PARTS LIST

1 YEAR
INDOOR USE
On graphic



Qty.1 - Nylon Carry Bag



Qty.2 - 20w LED Strips



Qty.1 - 6' DC Cable



Qty.1 - UL Power Plug



Qty.1 - AC Transformer



Qty.1 - 4 Sided Graphic
w/ Full Color Front Side


BACKLIT TABLE THROW

TABLE THROWS
INSTRUCTIONS


1 YEAR
INDOOR USE
On graphic



Remove all contents from carrying case.



Separate and apply each LED strip to the legs of the table - on opposite sides (one at each end).



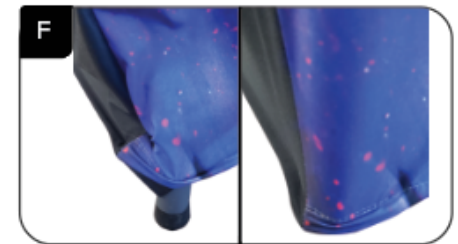
Slide adjustable clamp over vertical legs (towards the front graphic).



Connect AC cable (black) to DC cable (white).



Connect DC cable (white) to LED strip.



Drape throw over table. Slip corner feet under each table leg to secure and keep throw taut. Connect power plug to wall to turn LED strips on.

