

EZ TUBE CONNECT 60" X 90" STRAIGHT TOP

PRODUCT CATEGORY: EZ FABRIC DISPLAYS

PRODUCT CODE: EZCNCT-STR-60x90



On frame On graphic



PRODUCT DESCRIPTION

Modular has officially met tube frames! EZ Tube Connect modular tube display system lets you configure multiple shapes, sizes and frames. EZ Tube Connect lets you choose from straight, round or slant top shapes, 90" or 96" frame heights, and 2ft, 3ft, 4ft, 5ft, 8ft and 10ft frame widths. Each EZ Tube Connect frame easily connects, using aluminum tubing with push button snaps to lock and to attach to feet. Feet have two mounting points to connect frames side-by-side. Customize single- or double-sided stretch fabric graphics that pulls over frames and zips closed underneath. Medium Hard Case included.

DISPLAY DIMENSIONS	60"W x 90"H x 18.75"D
GRAPHIC SIZE	60.75"W x 89.5"H

GRAPHIC MATERIAL

Stretch Fabric

GRAPHIC FINISHING

Sewn on left, right and top with zipper on the bottom

DISPLAY CONSTRUCTION

34mm Aluminum Tubing

SHIPPING WEIGHTS & DIMENSIONS

Shipping Weight	17 lbs (frames and graphics)
Shipping Dimensions	41"W x 12"H x 4"D

LARGE QUANTITY FREIGHT

Freight Shipping	48 boxes per 48"L x 40"W x 43"H skid
Freight Weight	816 lbs (frames & graphics)

GRAPHIC TURN AROUND TIME

2 business days after proof approval

AVAILABILITY	Pacific Fulfillment Center
--------------	----------------------------



Single foot connection

Foot Dimensions:
3 1/8" x 18 3/4"



Optional 36" Silverbag

Inside dimensions:
39"W x 10.5"H x 3"D

EZ TUBE CONNECT 60" X 90" STRAIGHT TOP


PRODUCT CATEGORY: EZ FABRIC DISPLAYS

PRODUCT CODE: EZCNCT-STR-60x90

PARTS LIST



Top cross bar-5ft straight
(qty 1)



Bottom cross bar-5ft
(qty1)



3 section 64" pole
(qty 2)



Bottom Cross Bar L shape
connector
(qty 2)



Single Foot (34mm)
(qty 2)



Soft Bag 5ft
(qty 1)

EZ TUBE CONNECT 60" X 90" STRAIGHT TOP

PRODUCT CATEGORY: EZ FABRIC DISPLAYS

PRODUCT CODE: EZCNCT-STR-60x90

TEMPLATE

TOP CORNERS WILL BE ROUNDED

PLEASE DELETE ALL TEMPLATE ELEMENTS BEFORE UPLOADING

EZ TUBE CONNECT 60" X 90" STRAIGHT

USE SAME TEMPLATE FOR FRONT AND BACK

SAVE ARTWORK AT DOCUMENT SIZE

GRAPHIC DIMENSIONS: 60.75" X 89.5"

FINISHED SIZE: 60" X 88"

YELLOW SAFE AREA: 56" X 85.5"

***KEEP ALL IMPORTANT GRAPHICS
SUCH AS: LOGOS, TEXT, CONTACT INFO, ETC.
IN THE YELLOW SAFE ZONE***

***ARTWORK IN THE BLUE AREA WILL PRINT BUT IS IN RISK
OF BEING CLOSE TO THE EDGE OR TRIMMED OFF***

Graphic Specifications:

- Create to template specs
- 125 DPI resolution
- CMYK color
- No template lines
- Embed/link all images
- Create to outline all fonts


Acceptable file formats:

- Photoshop (.psd, .psb)
- Illustrator (.ai, .eps)
- Flattened .tiff
- Press quality .pdf

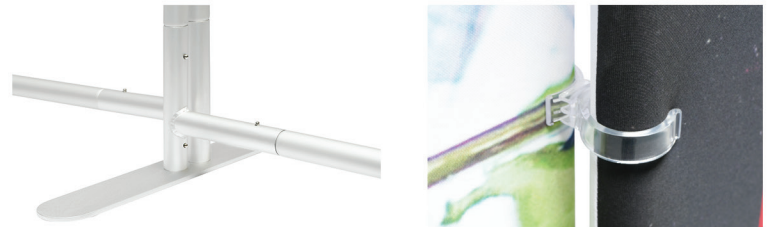
EZ TUBE CONNECT 2FT, 3FT, 4FT, & 5FT

PRODUCT CATEGORY: EZ FABRIC DISPLAYS
INSTRUCTIONS FOR 90" AND 96" FRAME HEIGHTS

SETUP INSTRUCTIONS



Optional top shapes for frame:



Use double foot and two connecting clips to connect frames side by side.

