

EZ TUBE 20FT X 10FT STRAIGHT

EZ TUBE DISPLAYS
PRODUCT CODE: EZT20X10



On frame On graphic



PRODUCT DESCRIPTION

Introducing the EZ Tube 20ft Straight Tradeshow Display, now with an impressive 10ft height. This display features a robust construction with 43mm silver anodized aluminum extrusion, ensuring durability and stability. The tool-free push-button frame assembly makes setup a breeze. The display showcases custom dye-sublimated pillowcase-style fabric graphics, offering both single and double-sided options. For single-sided graphics, choose between a sleek white or black back fabric. Installation is straightforward—simply pull the graphic over the frame and secure it with the #10 zipper at the bottom for a clean, taut appearance. To ensure easy storage and transport, the display includes a Medium Hard Case. Elevate your tradeshow presence with the professional and elegant EZ Tube 20ft x 10ft Straight Tradeshow Display.

DISPLAY DIMENSIONS	240"W x 120"H x 19.75"D
TEMPLATE DIMENSIONS	117.5"W x 59.75"H (50% Scale)

GRAPHIC MATERIAL

Dye Sublimated Stretch Fabric

GRAPHIC FINISHING

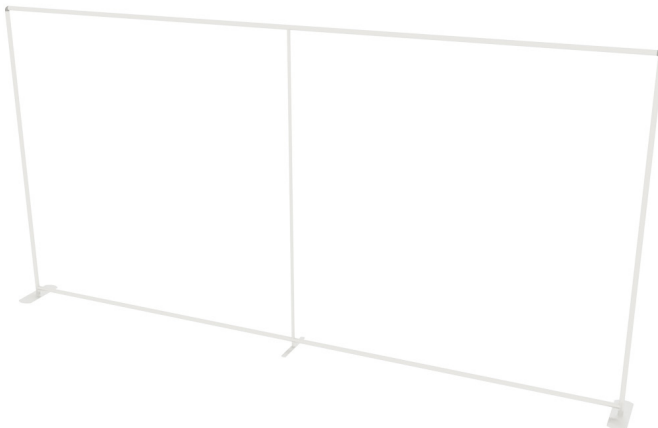
Pillowcase graphic finishing with #10 zipper closure across the bottom of the graphic (zipper color will match single sided back fabric, double sided graphics always have white zippers)

DISPLAY CONSTRUCTION

Frame perimeter is constructed of 43mm anodized silver aluminum tubing with plastic corner connectors, and aluminum feet

SHIPPING WEIGHTS & DIMENSIONS

Shipping Weight	68 lbs (Graphic Package)
	48 lbs (Hardware Only)
	20 lbs (Graphic Only)
Shipping Dimensions	24"W x 41"H x 19"D (Graphic Package)
	24"W x 41"H x 19"D (Hardware Only)
	Poly Bag (Graphic Only)



Includes (qty 1) Medium Hardcase
SKU: MHC
Outside Case Dims: 22"W x 39"H x 17"D
Inside Case Dims: 20.5"W x 32.5"H x 12"D
(Graphic fits inside case w/hardware)



Tool Free Foot Connection
Outer Foot Dims: 19.75" L x 6.25" W x 6mm H
Center Foot Dims: 17.6" L W x 11.9" W x 6mm H

EZ TUBE 20FT X 10FT STRAIGHT


EZ TUBE DISPLAYS
PRODUCT CODE: EZT20X10



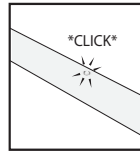
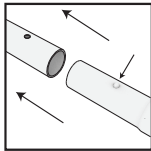
On frame On graphic

SET UP INSTRUCTIONS & PARTS LIST

REFERNCE LABELS ON TUBES WITH DIAGRAM BELOW FOR FRAME ASSEMBLY



Press button & insert swaged end into receiving end of tubing



Includes (qty 1) Medium Hardcase
SKU: MHC

Part #	Lenght	Tube
11,12,13,14,25,26,27,28	29.25"	M/F
2,3,4,5,6,7,8,9	30.7825"	M/F
A1,A2,A3	26.7825"	M/F
A4	29.5325"	M/M
16,17,18,21,22,23	28.3125"	M/F
19,20	31.0625"	M/M

EZ TUBE 20FT X 10FT STRAIGHT

EZ TUBE DISPLAYS
PRODUCT CODE: EZT20X10



On frame



On graphic



AVAILABLE ACCESSORIES



EZT-LEDSLVA

(qty 4) Recommended for 20ft Display



EZT-LEDBLK

(qty 4) Recommended for 20ft Display