## Hanging Structure
### Disc 14 - Double Sided

**TEMPLATE @ 1/10 SCALE**
(2) print to make (1) double sided structure
Total Graphic Area: 178″w X 178″h
Total Finished Area: 168″w X 168″h

Please be sure to include the 5″ bleed around the perimeter (note trim & stitch locations on template). DO NOT design any critical elements (text, logos, etc.) within 1″ of the edge.

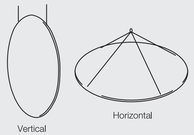


Graphic Seam

## General Art Guidelines:

- CMYK Color Mode
- All Solid Coated Pantone colors should be called out in the art as spot colors
- Embed all images and support files
- Resolution must be 1000-1200 ppi @ 1/10 scale, 100-120 ppi at 100% full size
- All fonts must be created to outlines
- Do not scale artboard
- Background color/images must bleed to the edge of artboard
- Do not use spot colors from template in your artwork as they will not print

# SIDE 1

bleed area
trim line
safe zone

Graphic Seam

# SIDE 2

bleed area
trim line
safe zone

# Hanging Structure
## Disc 14 - Double Sided

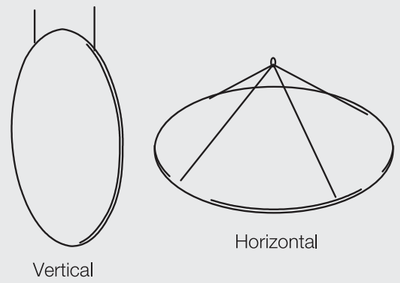


**TEMPLATE @ 1/10 SCALE**
(2) print to make (1) double sided structure
Total Graphic Area: 178"w X 178"h
Total Finished Area: 168"w X 168"h

Please be sure to include the 5" bleed around the perimeter (note trim & stitch locations on template). DO NOT design any critical elements (text, logos, etc.) within 1" of the edge.

Graphic Seam

## General Art Guidelines:

- CMYK Color Mode
- All Solid Coated Pantone colors should be called out in the art as spot colors
- Embed all images and support files
- Resolution must be 1000-1200 ppi @ 1/10 scale, 100-120 ppi at 100% full size
- All fonts must be created to outlines
- Do not scale artboard
- Background color/images must bleed to the edge of artboard
- Do not use spot colors from template in your artwork as they will not print

# SIDE 1

bleed area
trim line
safe zone

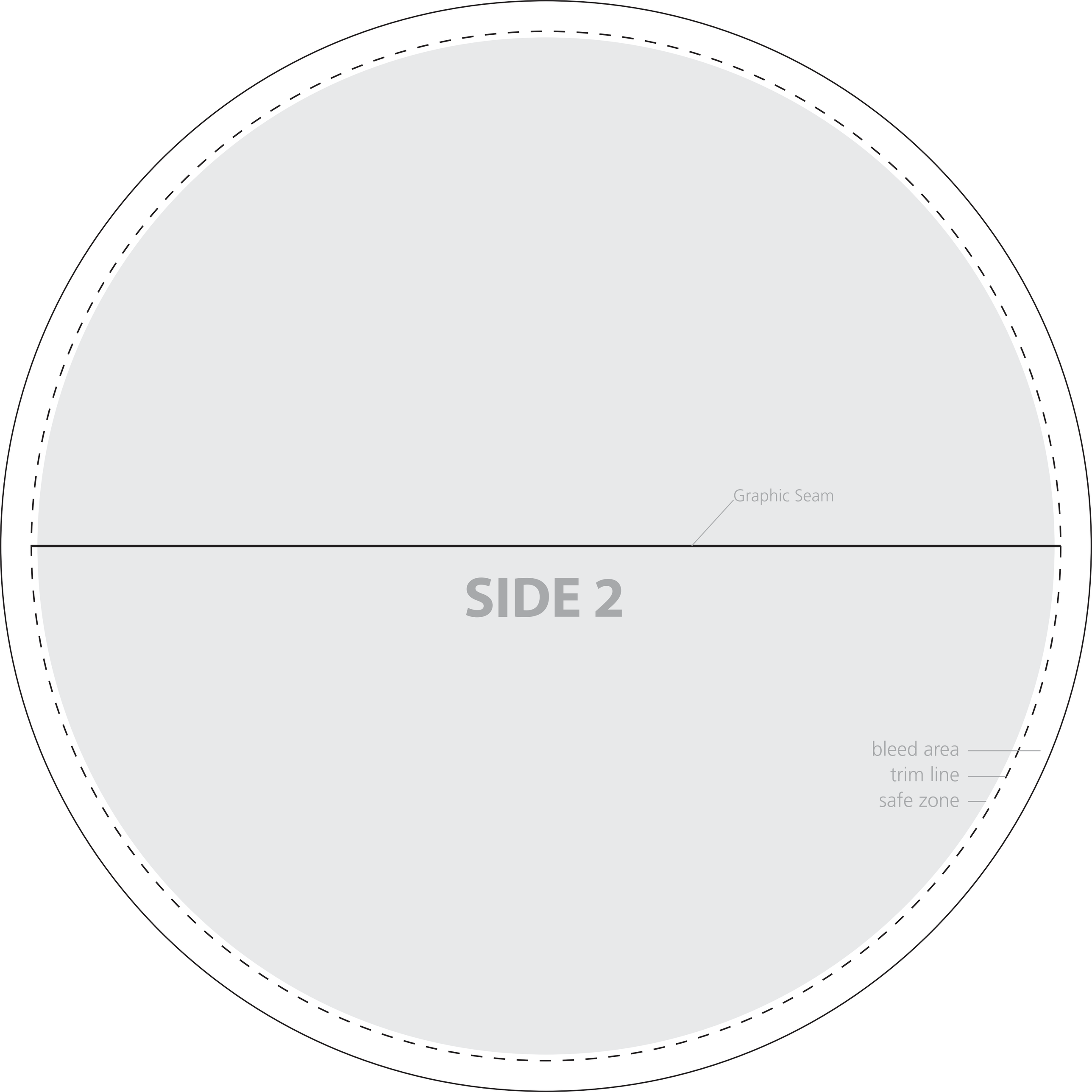
Graphic Seam
SIDE 2
bleed area
trim line
safe zone