

GRASSHOPPER INDOOR X BANNER STAND

INDOOR BANNERS

PRODUCT CODE: GRH



#2 Grommets

On Frame

OnGraphic



PRODUCT DESCRIPTION

The Grasshopper Indoor Adjustable Banner Stand is a versatile X style banner stand that features adjustable graphic widths and heights. Constructed of lightweight anodized silver aluminum the Grasshopper is light yet durable. Graphic widths range from 24" to 31.5" and graphic height adjust from 63" to 71". Choose from our standard graphic sizes or anywhere in between. Custom graphics are UV printed on 13oz scrim vinyl and finished with a 1" double stitch hem on the top and bottom edges with white thread and #2 brass grommets in each corner. Graphics install easily by simply attaching the grommets on the corresponding hooks on the stand. Once the banner is attached, hoist up the support pole and lock it into place once the desired tension is reached. A black drawstring travel bag with carry handle is included with all Graphic Package and Hardware Only orders.

DISPLAY DIMENSIONS	Varies depending on graphic size	
GRAPHIC SIZE RANGE	24"W x 63"H to 31.5"W x 71"H	
STANDARD GRAPHIC SIZES AVAILABLE	24"W x 63"H	28"W x 67"H
	24"W x 71"H	29"W x 68"H
	25"W x 69"H	30"W x 69"H
	26"W x 68"H	31.5"W x 63"H
	27"W x 67"H	31.5"W x 71"H

GRAPHIC MATERIAL

13oz Scrim Vinyl (INV-VIN-SCRIM)

GRAPHIC FINISHING

1" Double hem with white thread on top and bottom with brass #2 grommets in all 4 corners

DISPLAY CONSTRUCTION

Aluminum frame with plastic components

SHIPPING WEIGHTS & DIMENSIONS

Shipping Weight	3 lbs (Graphic Package)
	2 lbs (Hardware Only)
	1 lbs (Graphic Only)
Shipping Dimensions	48"L x 4"W x 4"H (Graphic Package)
	48"L x 4"W x 4"H (Hardware Only)
	24" to 36"L x 4"W x 4"H (Graphic Only)

GRAPHIC TURN AROUND TIME

2 business days after proof approval for up to 10



Graphic Height Adjustment Lock



Graphic Arm Hook



Graphic Leg Hook Location can be adjusted with screw knob



Includes Travel Bag
Dims: 41.25" L x 6.75" H

GRASSHOPPER INDOOR X BANNER STAND

INDOOR BANNERS

PRODUCT CODE: GRH



#2 Grommets

On Frame

OnGraphic

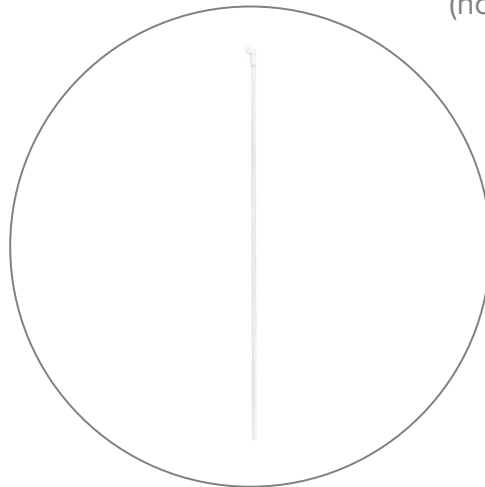
HARDWARE ONLY PARTS LIST



(qty 1)
Grasshopper Stand



(qty 1)
Travel Bag
Dims: 41.25" L x 6.75" H
(not sold separately)



(qty 2)
Graphic Arms
(not sold separately)

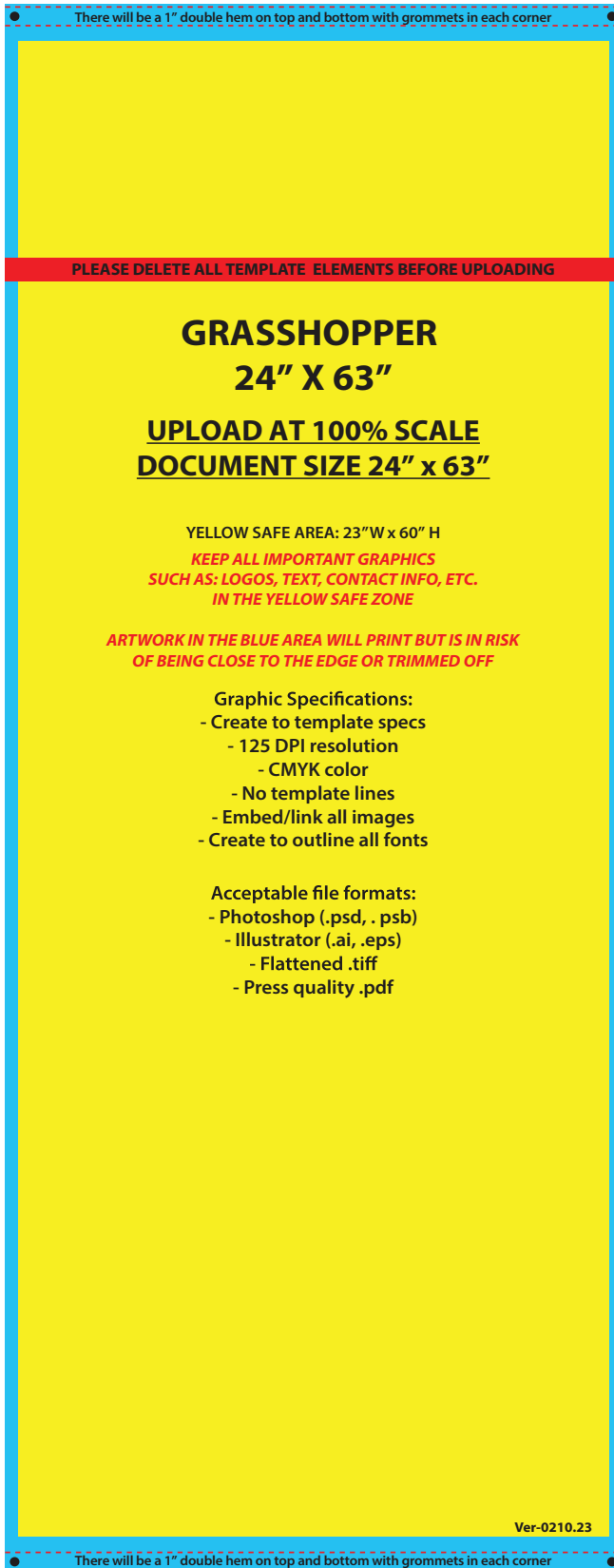


#2 Grommets

On Frame

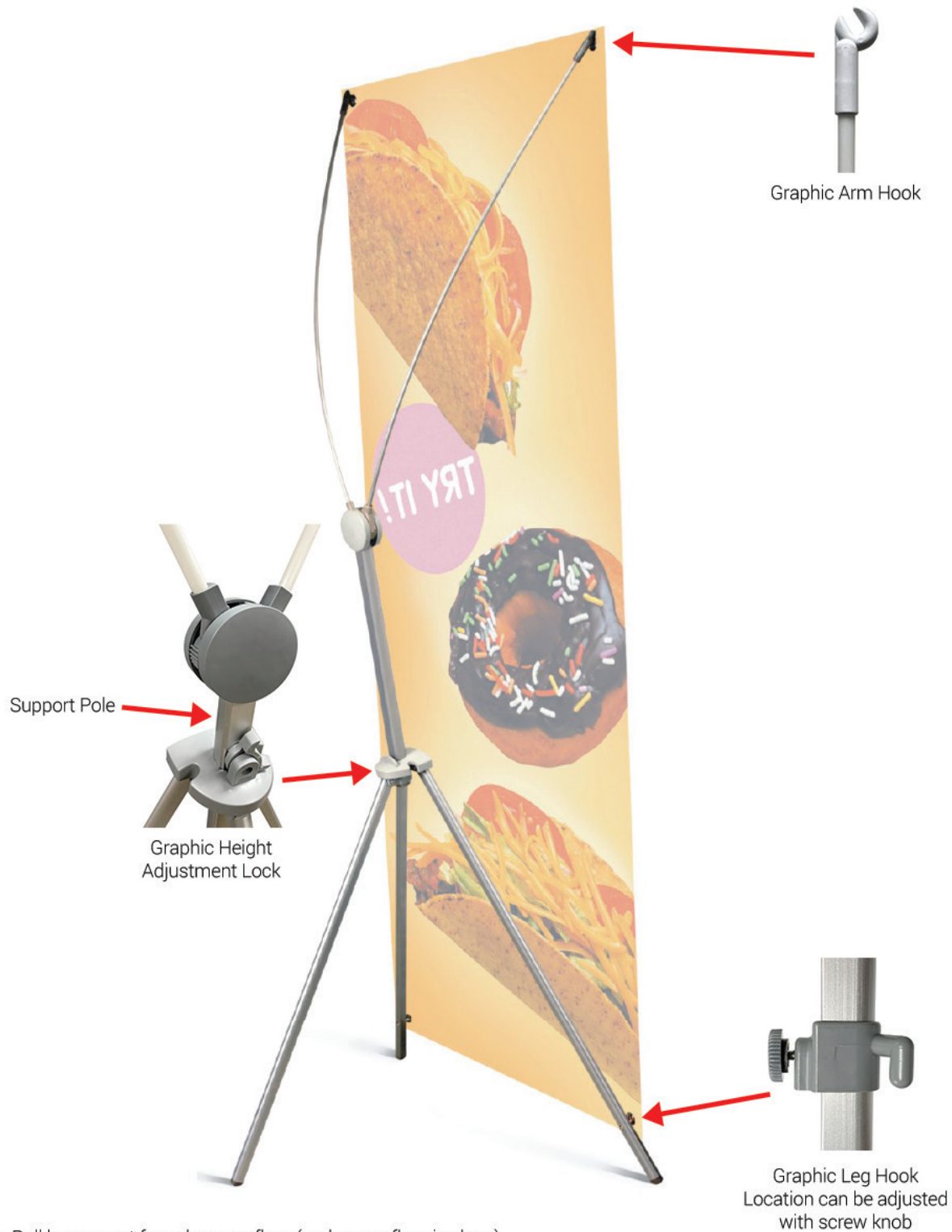
OnGraphic

TEMPLATE GUIDE



Red dotted lines represent the sew lines on the finished banner. Banner is hemmed with white thread only. The black dots represent where the grommets will be placed in each corner.

SET UP INSTRUCTIONS



1. Roll banner out face down on floor (make sure floor is clean)
2. Unfold graphic arms and legs to banner width
3. Insert arm hooks and leg hooks into grommets on banner
4. Extend the support pole up to put tension on the banner
5. Flip graphic height adjustment lock to the right to lock support pole in place
6. Stand banner up and adjust the rear support leg accordingly