


BACKLIT TABLE THROW


INSTRUCTIONS



Remove all contents from carrying case.



Separate and apply each LED strip to the legs of the table - on opposite sides (one at each end).



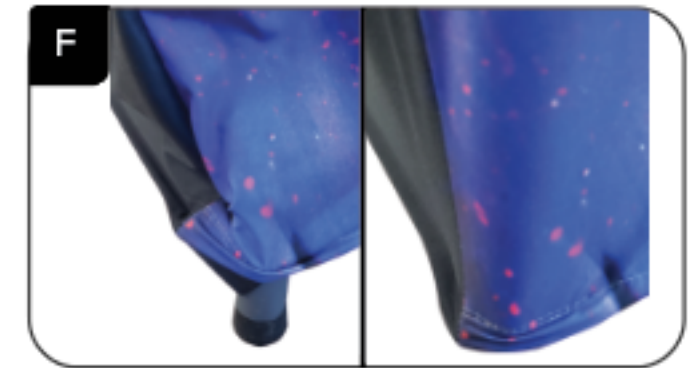
Slide adjustable clamp over vertical legs (towards the front graphic).



Connect AC cable (black) to DC cable (white).



Connect DC cable (white) to LED strip.



Drape throw over table. Slip corner feet under each table leg to secure and keep throw taut. Connect power plug to wall to turn LED strips on.

