

# Hybrid Pro Modular Kit 19

## HP-K-19

Hybrid Pro™ Modular exhibits and counters are a perfect solution for the serious exhibitor. Exhibits feature heavy-duty aluminum extrusion frames and push-fit fabric graphics. Count on making an unforgettable impact with Hybrid Pro Modular exhibit kits, counters, and accessories.



\* foreground counter not included

We are continually improving and modifying our product range and reserve the right to vary the specifications without prior notice. All dimensions and weights quoted are approximate and we accept no responsibility for variance. E&OE. See Graphic Templates for graphic bleed specifications.

## features and benefits:

- 15'9" tall island display
- Features two semi-private meeting alcoves with curved frosted plex infills
- Four Double sided push-fit fabric graphics
- Storage room features white laminate panels, locking door & monitor\* mount
- 16 Lumina 200 LED floodlights
- Kit includes frame, eight fabric graphic panels, two curved plex infills, laminate storage room, four tables, four small monitor mounts, one large monitor mount, 16 200 LED floodlights and one woodcrate
- Monitors, flooring and HPC-04 not included
- Lifetime hardware warranty against manufacturer defects

## dimensions:

### Hardware

Assembled unit:  
235.625" w x 189" h x 200.75" d

Storage room: 48" w x 96" h  
\*features white laminate panels, locking door & monitor mount

Curved frosted plex infills 70" h

Tables hold max weight 25 lbs / 11.34 kgs

### Shipping

Shipping dimensions - ships in 1 case:  
1 WOODCRATE case: 101" l x 53" h x 49" d  
2565mm(l) x 1346mm(h) x 1245mm(d)

Approximate shipping weight (entire kit):  
1609 lbs / 730 kgs

### Graphic

Refer to related graphic templates for more information

Visit:  
[www.exhibitors-handbook.com/graphic-templates](http://www.exhibitors-handbook.com/graphic-templates)

## additional information:

Graphic material:  
Dye-sublimated fabric

Lights Included: Lumina 200 LED floodlight, straight arm and adjustable head, black finish, 19.5" from end to end

Countertop color options:



silver black mahogany natural

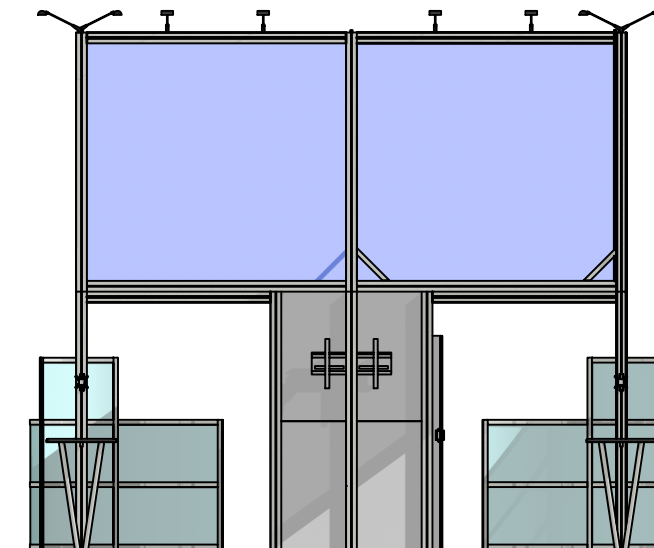
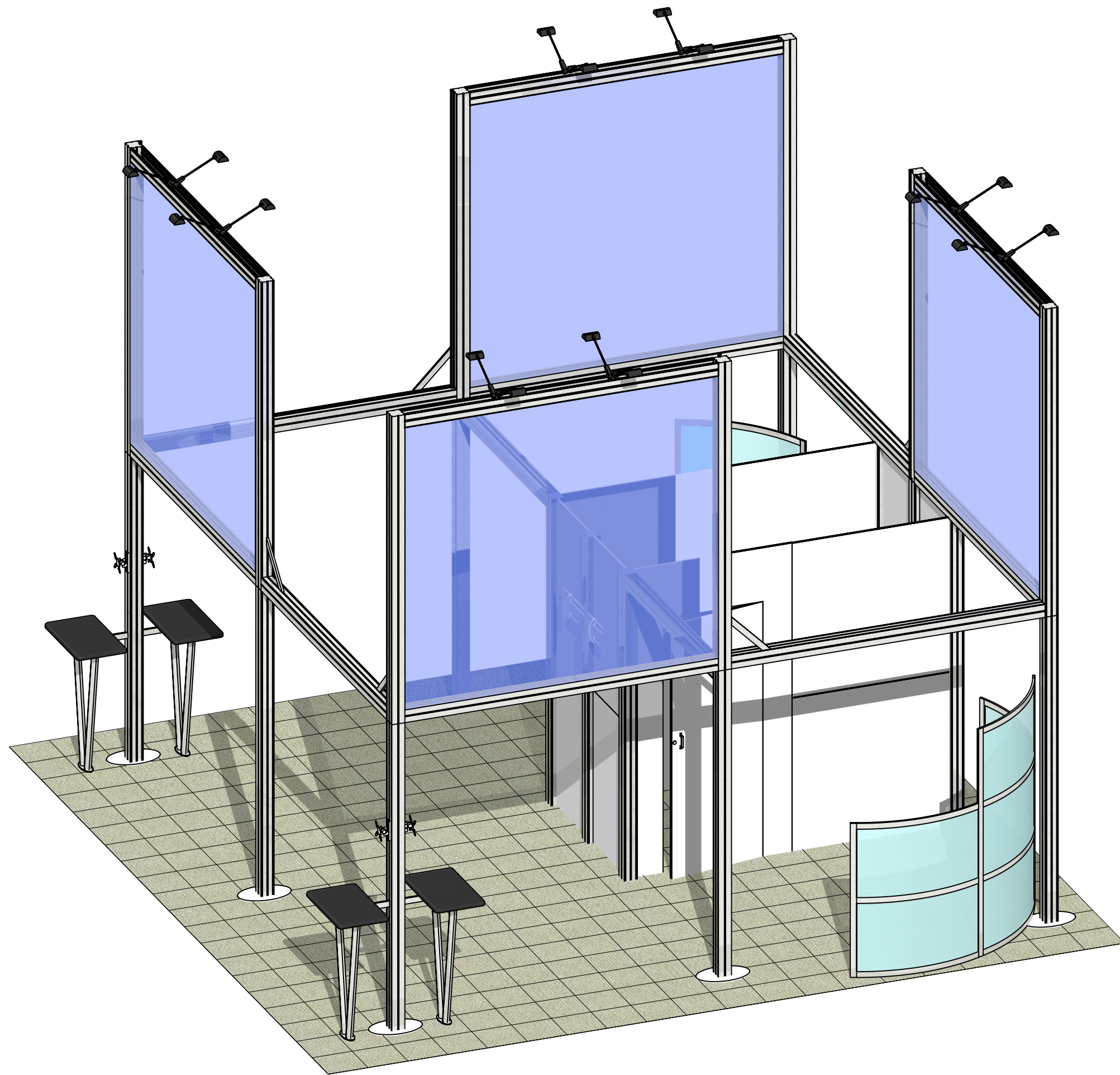
Large monitor bracket holds 32-70" LCD, maximum weight 150 lbs / 68.04 kgs

Small monitor bracket holds 13-39" LCD, maximum weight 20 lbs / 9 kgs

\*Monitors not included

\*Flooring and HPC-04 counter not included

**R-HP-K-19**

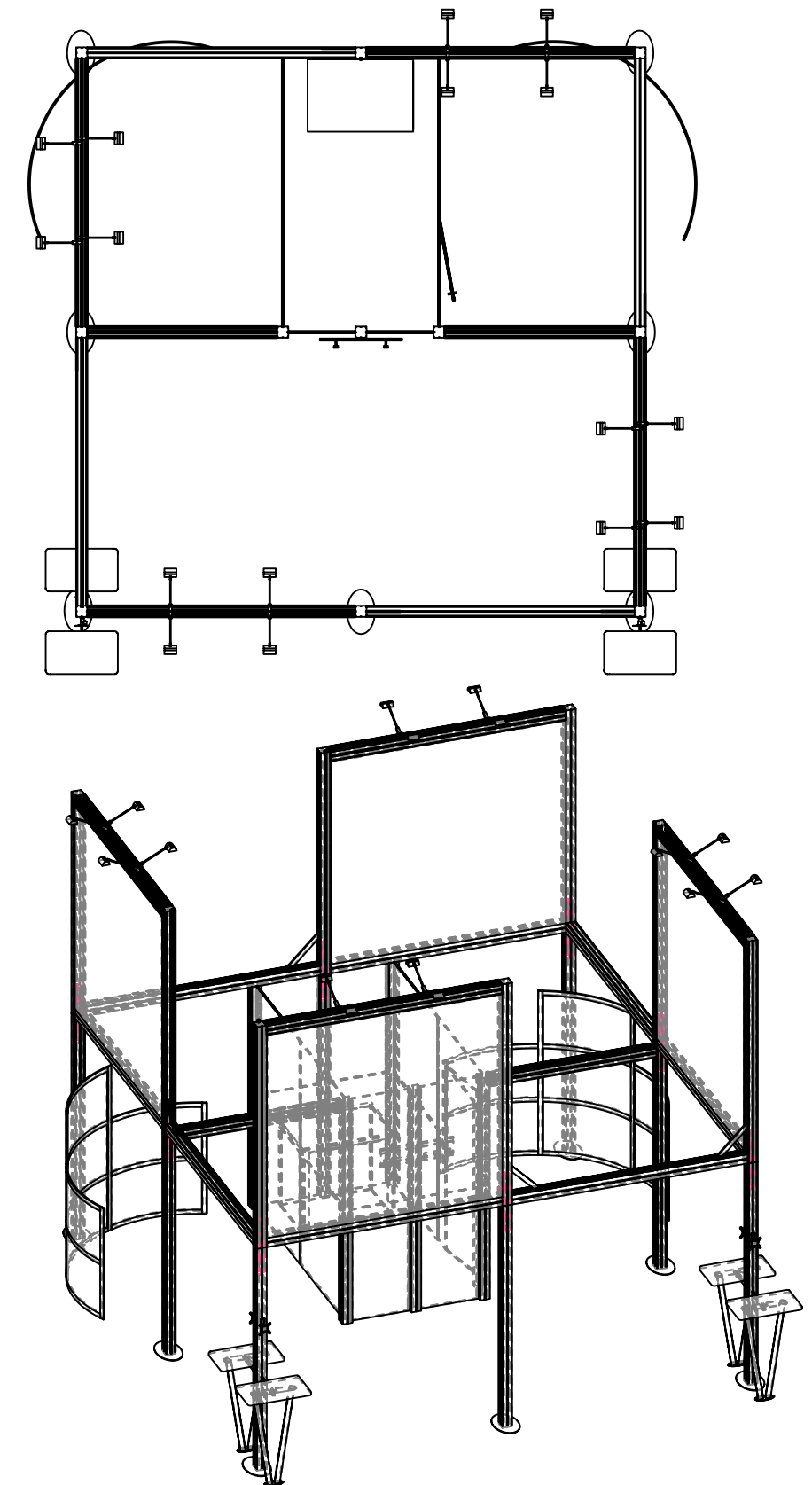


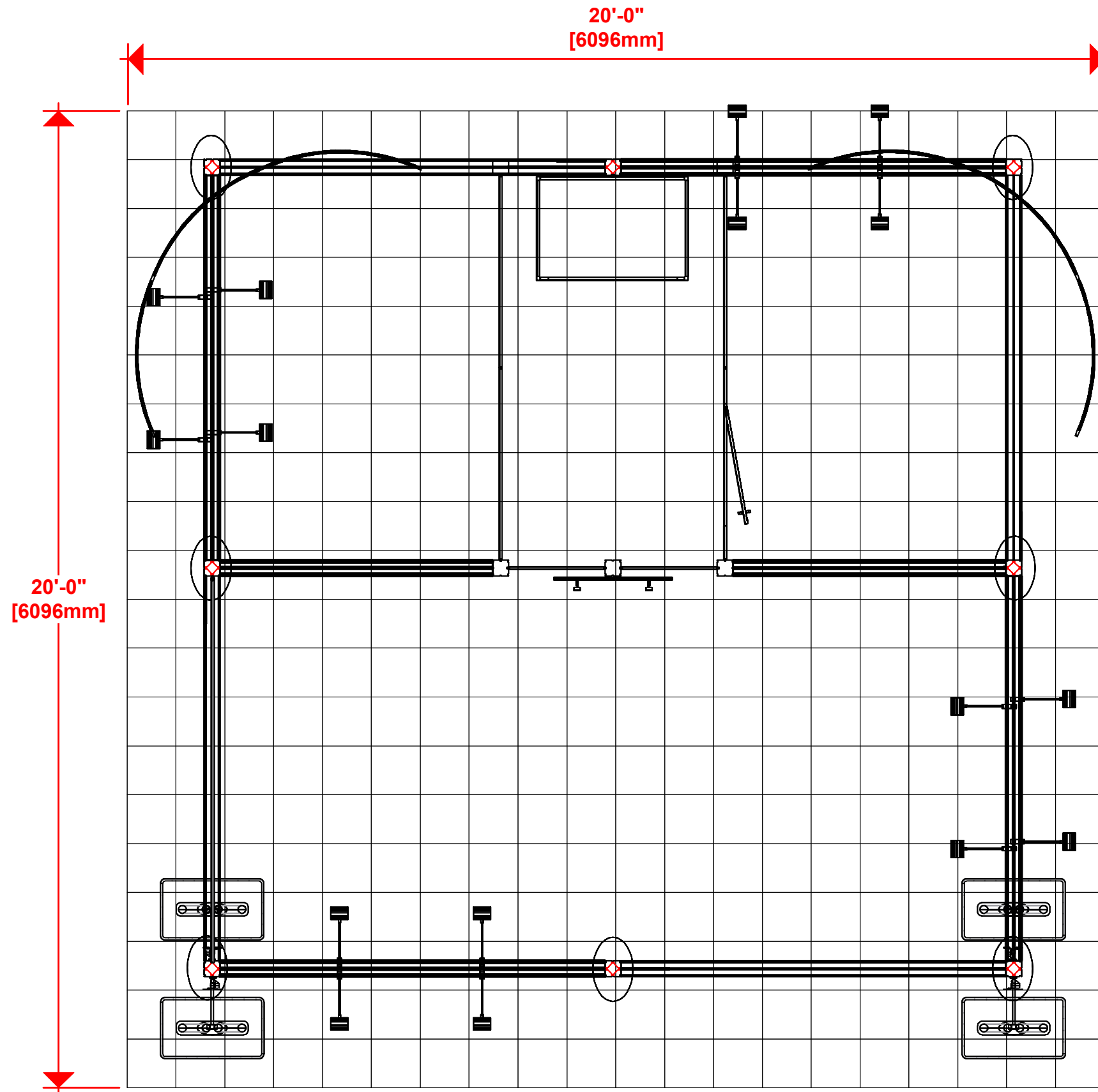


| Code         | #  | Description   |
|--------------|----|---|
| GRAPHIC C2   | 1  | 86 5/8" (H) X 94 1/2" (W) SINGLE SIDED DYESUB GRAPHIC W/ FCE-2 (SEG) ON PERIMETER           |
| GRAPHIC C1   | 1  | 86 5/8" (H) X 94 1/2" (W) SINGLE SIDED DYESUB GRAPHIC W/ FCE-2 (SEG) ON PERIMETER           |
| GRAPHIC D2   | 1  | 86 5/8" (H) X 94 1/2" (W) SINGLE SIDED DYESUB GRAPHIC W/ FCE-2 (SEG) ON PERIMETER           |
| GRAPHIC D1   | 1  | 86 5/8" (H) X 94 1/2" (W) SINGLE SIDED DYESUB GRAPHIC W/ FCE-2 (SEG) ON PERIMETER           |
| R8           | 4  | 300MM (11 13/16") PH WITH SLIDE LOCK AT BOTH ENDS   |
| V-LG-02      | 4  | 1005MM X 450MM (39 9/16 " X 17 23/32") V LEG 50MM CHANNEL TUBE                              |
| V-CW-CT-01   | 4  | 384MM X 646MM (15 1/8" X 25 7/16") HYBRID RECTANGLE TOP                                     |
| PM4BP1       | 7  | 15 3/4" X 9 7/8" ALUMINUM BASE PLATE  |
| R115         | 2  | 2400MM PM4S2 EXTRUSION WITH LOCK ONE END □□□□   |
| L180N-600    | 30 | 600MM (23.62") 180N DEGREE SILVER LINK EXTRUSION  |
| L180N-1200   | 15 | 1200MM (47.24") 180N DEGREE SILVER LINK EXTRUSION   |
| R93          | 8  | 4 X 2 (1200MM X 600MM) LAMINATE PANELS  |
| R75          | 16 | 2400MM (94.49") 100MM PM4S2 SQUARE EXTRUSION WITH STOPS AT 305MM BOTH ENDS                  |
| R70          | 6  | 4 X 4 (1200MM X 1200MM) LAMINATE PANELS   |
| R117         | 2  | 2400MM PM4S2 WITH SET SCREW AT 305MM BOTH ENDS WIRE HOLE @ 66" [ON CENTER] ONE CHANNEL SIDE |
| LM-MB        | 1  | LARGE MONITOR MOUNTING BRACKET FOR MONITORS   |
| R74          | 2  | 3 X 2 (900MM X 600MM) LAMINATE PANEL  |
| R57          | 1  | 3 X 3 (900MM X 900MM) LAMINATE PANEL  |
| CT-32L       | 1  | 3' X 2' LAMINATE COUNTER TOP  |
| R77          | 8  | 2400MM (94.49") 100MM PM4S2 SQUARE EXTRUSION WITH LOCKS 2 ENDS                              |
| R78          | 4  | 2400MM (94.49") 100MM PM4U SQUARE EXTRUSION WITH LOCKS 2 ENDS                               |
| R116         | 1  | 2400MM PM4S2 WITH SET SCREW AT 305MM BOTH ENDS WIRE HOLE @ 66" [ON CENTER] THREE CHANNELS   |
| R81          | 2  | 1700MM (66.93") 100MM PM4U SQUARE EXTRUSION WITH LOCKS 2 ENDS                               |
| SM-MB        | 4  | SF203-S1 MONITOR BRACKET (13"-39" at 50 lbs. max.)  |
| R88          | 20 | RADIUS PH-4RN PH EXTRUSION WITH LOCKS BOTH ENDS ( LOCK(S) OUT)                              |
| R86          | 4  | 1200MM (47.24") PH EXTRUSION  |
| R87          | 4  | 1779MM (70.04") PH EXTRUSION  |
| FROSTED PLEX | 14 | 545MM (V) X 965MM X 1/8" P95 SINGLE SIDED FROSTED PLEX                                      |
| LEDL10S      | 16 | LED SPOTLIGHT,3M,UL PLUG W/TRANSFORMER SILVER   |
| R91          | 5  | 300MM PH SILVER EXTRUSION WITH MITER CUTS & 45 DEGREE LOCKS BOTH ENDS                       |
| R56          | 1  | 900MM V x 900MM W LAMINATE CABNET DOOR  |
| R68          | 16 | 2186MM (86.06") FABRIC CONNECTION EXTRUSION   |
| R83          | 16 | 2400MM (94.49") FABRIC CONNECTION EXTRUSION   |
| GRAPHIC A1   | 1  | 86 5/8" (H) X 94 1/2" (W) SINGLE SIDED DYESUB GRAPHIC W/ FCE-2 (SEG) ON PERIMETER           |
| GRAPHIC A2   | 1  | 86 5/8" (H) X 94 1/2" (W) SINGLE SIDED DYESUB GRAPHIC W/ FCE-2 (SEG) ON PERIMETER           |
| GRAPHIC B1   | 1  | 86 5/8" (H) X 94 1/2" (W) SINGLE SIDED DYESUB GRAPHIC W/ FCE-2 (SEG) ON PERIMETER           |
| GRAPHIC B2   | 1  | 86 5/8" (H) X 94 1/2" (W) SINGLE SIDED DYESUB GRAPHIC W/ FCE-2 (SEG) ON PERIMETER           |
| R13          | 8  | 600MM (23.62") PM4D CONNECTOR WITH TENSION GLIDES   |
| L90S-900     | 4  | 900MM (35.43") 90 DEGREE SILVER LINK EXTRUSION90 DEGREE                                     |
| R92          | 1  | 2400MM (94.49)MM H x 1200MM (47.24) W x LAMINATE DOOR                                       |
| WME-2400     | 5  | 2400MM (94.49") FABRIC CONNECTION EXTRUSION   |

# BOM

R-HP-K-19



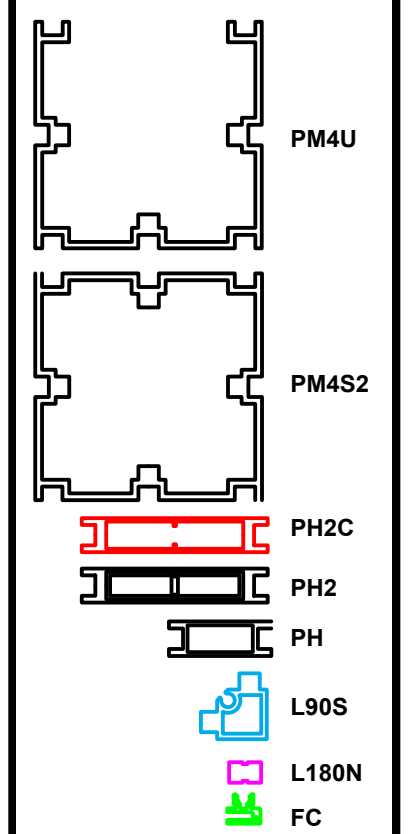


**(16) LED 10S LIGHTS = 50W PER STICK**

1. Redesign of this exhibit without approval by manufacturer may result in dangerous and unsafe structures. Manufacturer disclaims any responsibility for redesigned exhibits it does not approve in writing.

2. Parts and components such as panels and extrusions are manufactured to metric sizing. Where ever possible sizes have been noted in feet and inches as well as in metric. Below is the imperial to metric sizing table as reference. "Nominal" refers to approximate size.

- |                    |                                   |
|--------------------|-----------------------------------|
| 2400mm = (94 1/2") | ▼ Phone Line / Fax                |
| 2100mm = (82 5/8") | ▼ Internet connection             |
| 1800mm = (70 7/8") | ▼ Outlet                          |
| 1500mm = (59")     | ▼ Main Drop (point of distrution) |
| 1200mm = (47 1/4") |                                   |
| 900mm = (35 1/2")  |                                   |
| 600mm = (23 5/8")  |                                   |
| 300mm = (11 7/8")  |                                   |
- Wire running under carpet

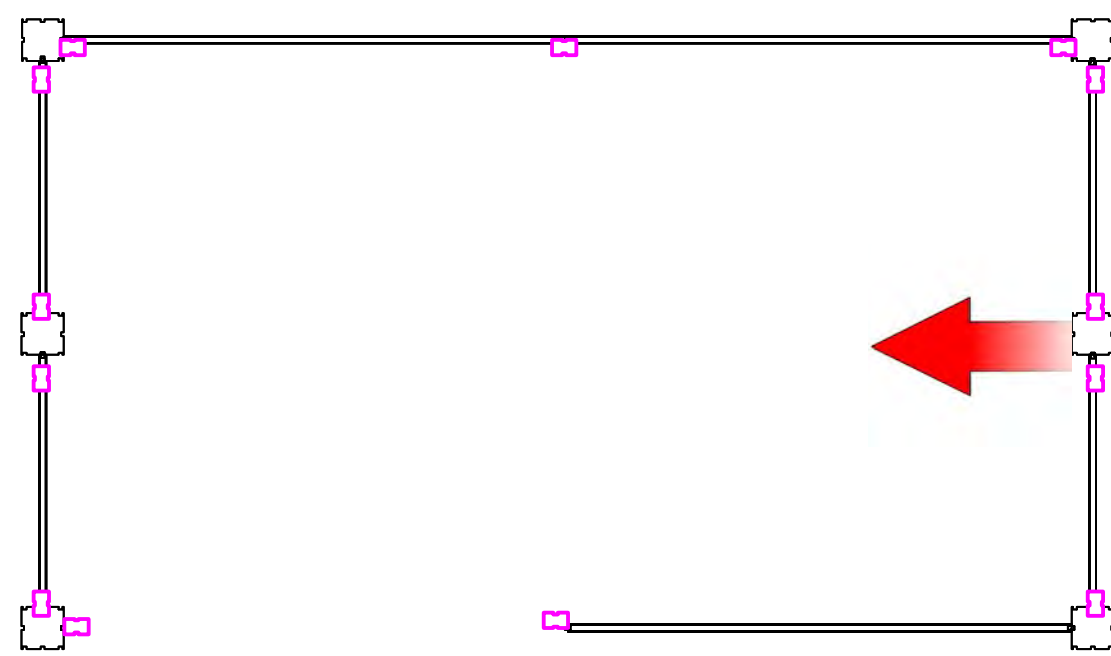
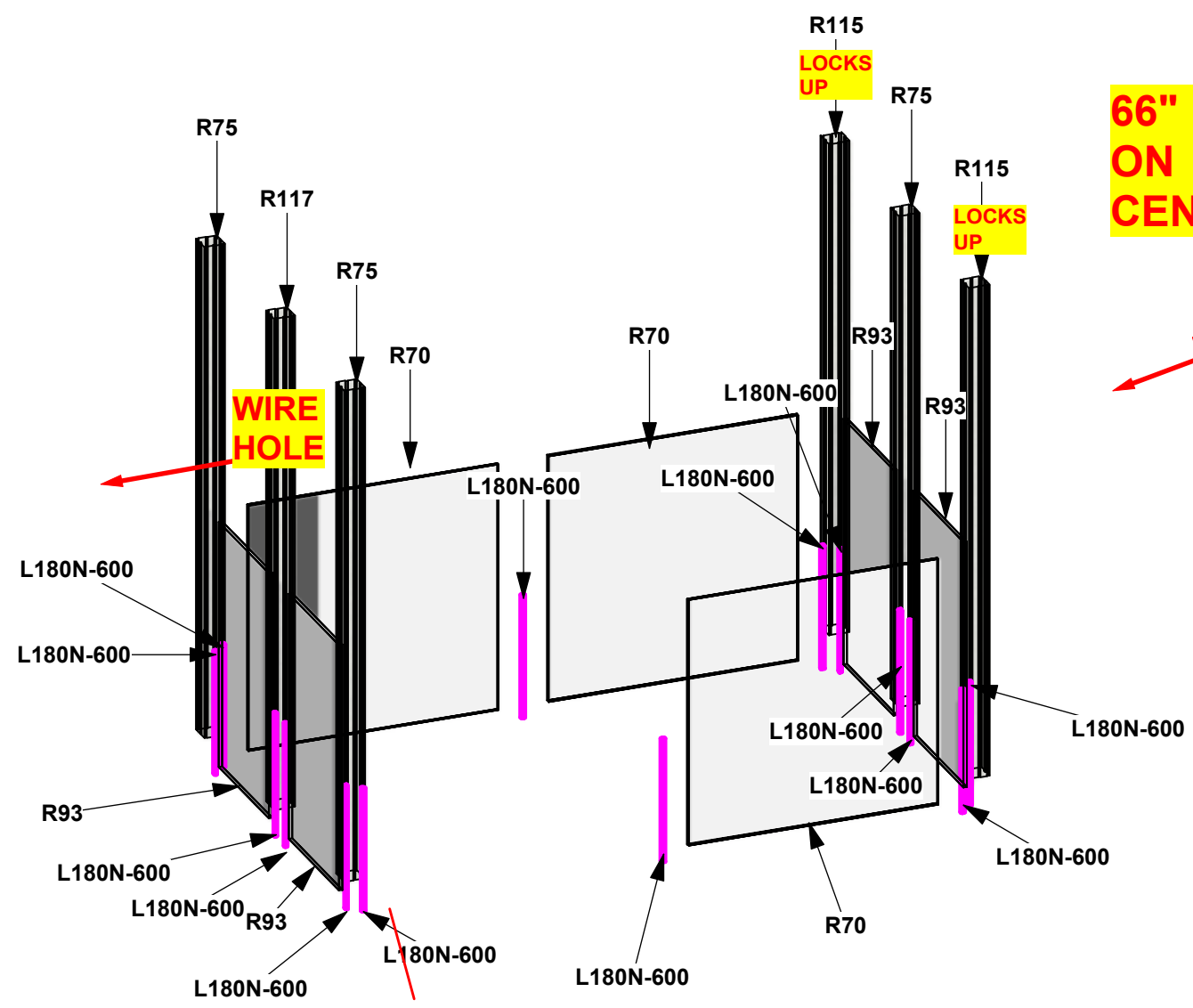
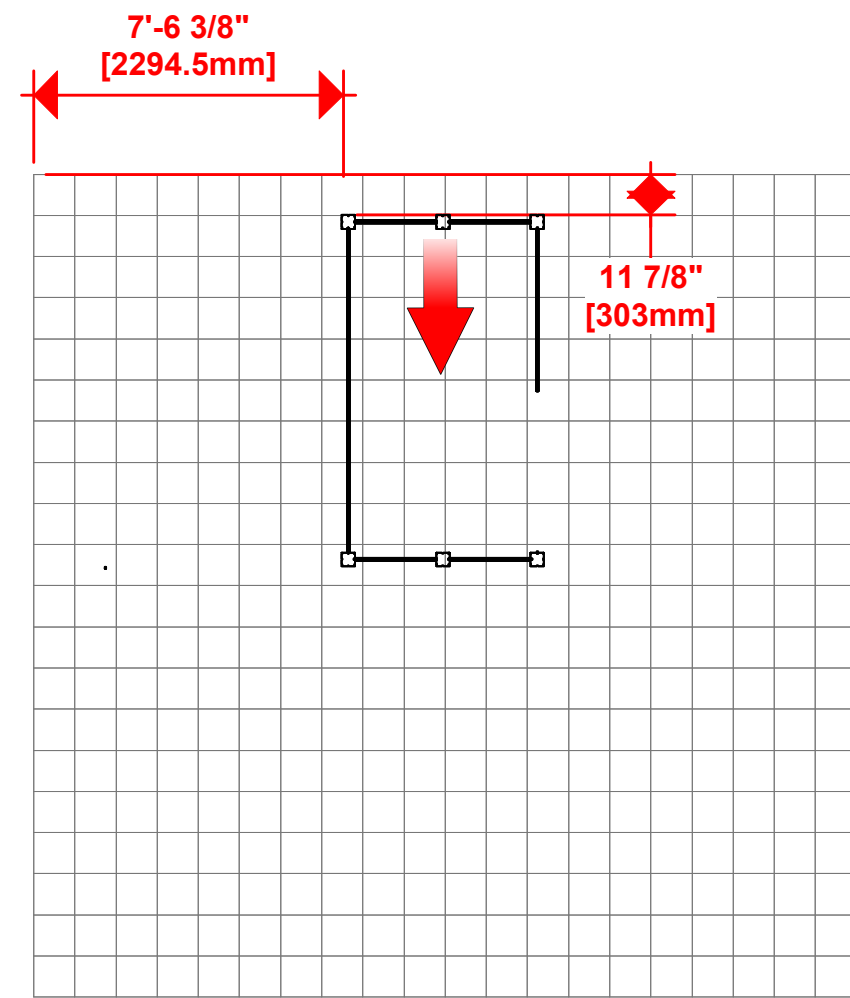
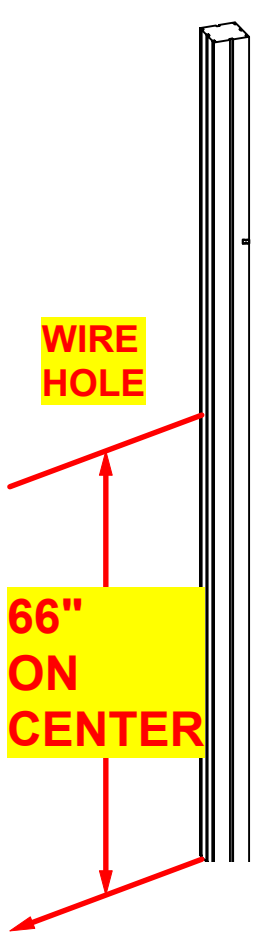
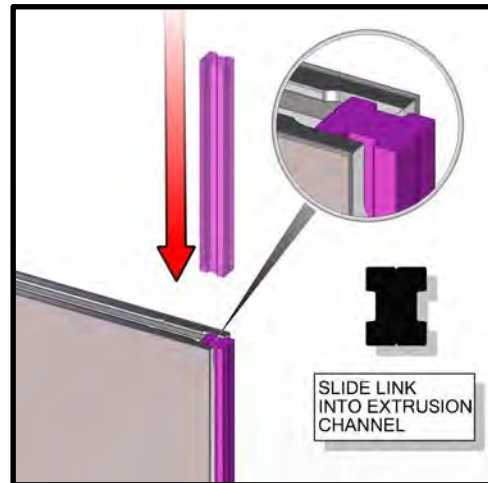
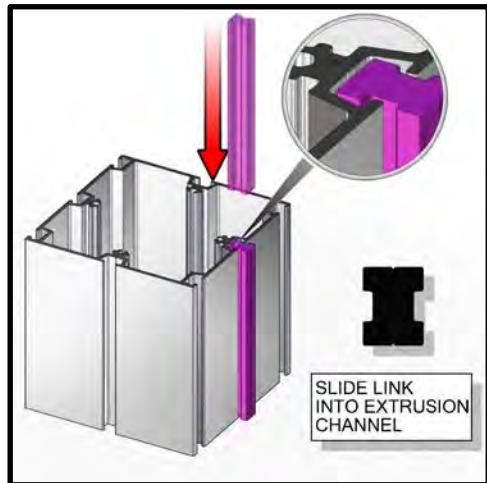


**HYBRID PRO RENTAL KIT**

Title: SET-UP INSTRUCTIONS



| Code      | #  | Description   |
|-----------|----|---|
| R115      | 2  | 2400MM PM4S2 EXTRUSION WITH LOCK ONE END  |
| L180N-600 | 15 | 600MM (23.62") 180N DEGREE SILVER LINK EXTRUSION  |
| R93       | 4  | 4 X 2 (1200MM X 600MM) LAMINATE PANELS  |
| R75       | 3  | 2400MM (94.49") 100MM PM4S2 SQUARE EXTRUSION WITH STOPS AT 305MM BOTH ENDS                  |
| R70       | 3  | 4 X 4 (1200MM X 1200MM) LAMINATE PANELS   |
| R117      | 1  | 2400MM PM4S2 WITH SET SCREW AT 305MM BOTH ENDS WIRE HOLE @ 66" [ON CENTER] ONE CHANNEL SIDE |

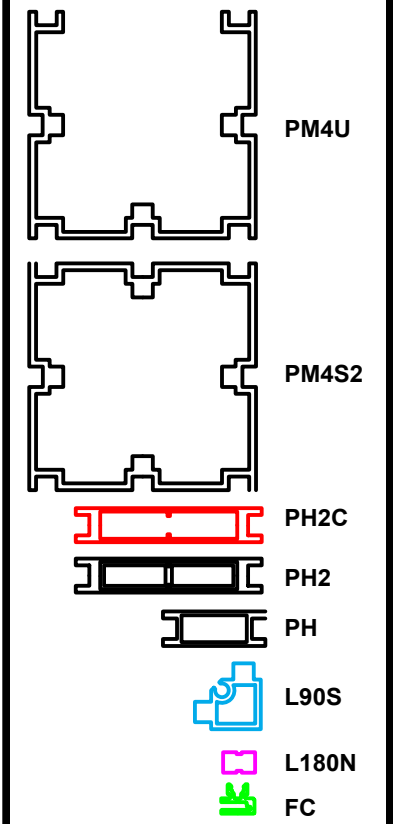


1. Redesign of this exhibit without approval by manufacturer may result in dangerous and unsafe structures. Manufacturer disclaims any responsibility for redesigned exhibits it does not approve in writing.

2. Parts and components such as panels and extrusions are manufactured to metric sizing. Where ever possible sizes have been noted in feet and inches as well as in metric. Below is the imperial to metric sizing table as reference. "Nominal" refers to approximate size.

|                    |                                 |
|--------------------|---------------------------------|
| 2400mm = (94 1/2") | Phone Line / Fax                |
| 2100mm = (82 5/8") | Internet connection             |
| 1800mm = (70 7/8") | Outlet                          |
| 1500mm = (59")     | Main Drop (point of distrution) |
| 1200mm = (47 1/4") |                                 |
| 900mm = (35 1/2")  |                                 |
| 600mm = (23 5/8")  |                                 |
| 300mm = (11 7/8")  |                                 |

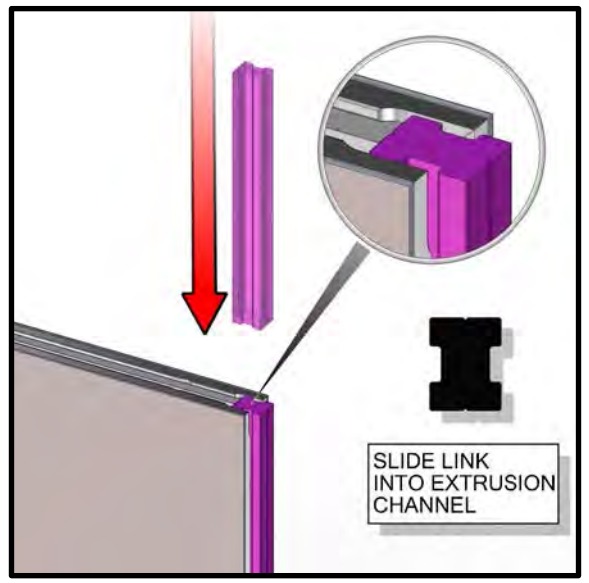
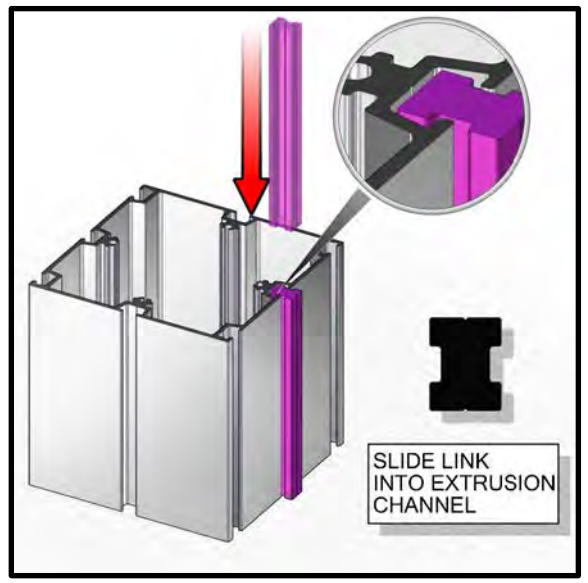
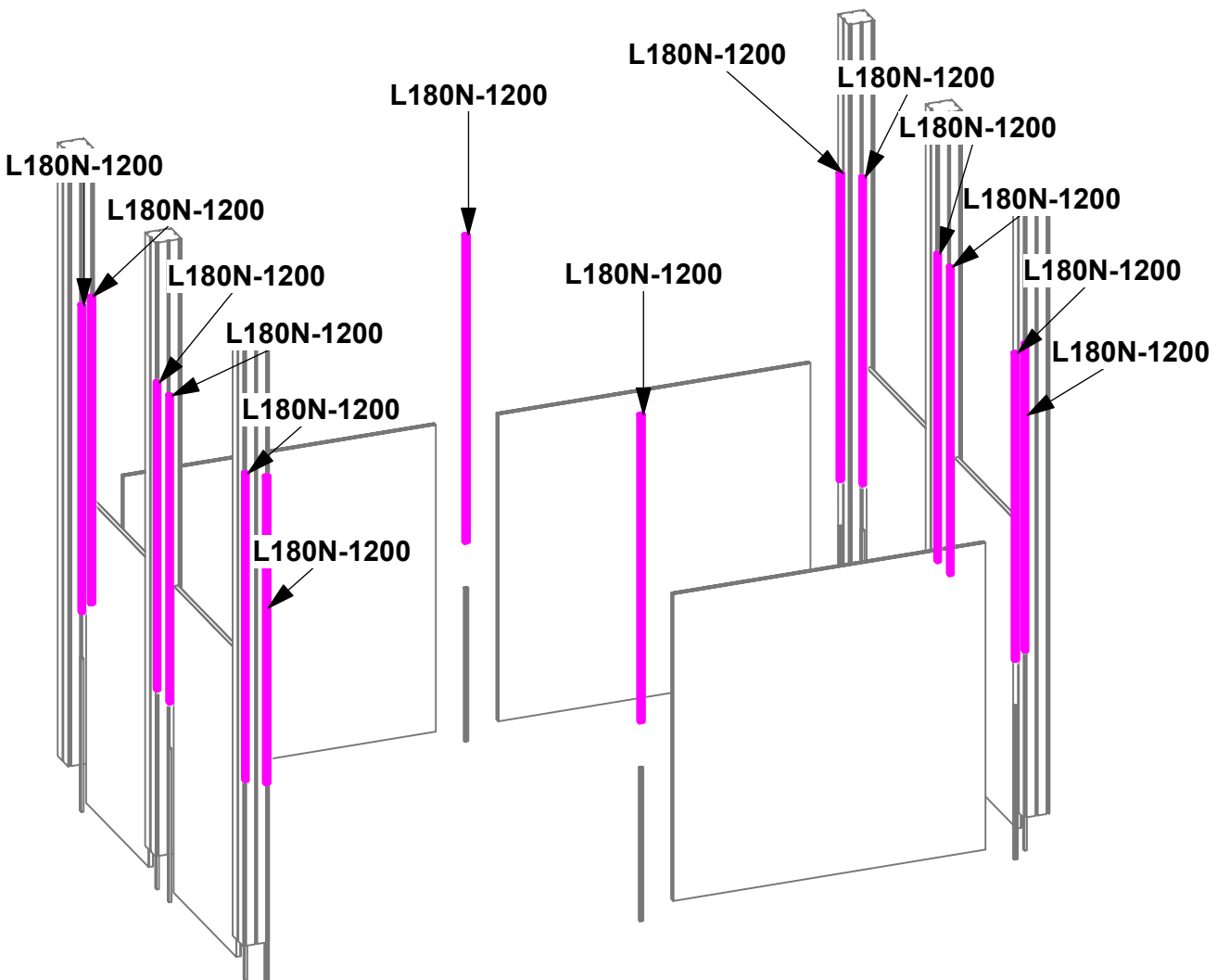
--- Wire running under carpet



HYBRID PRO RENTAL KIT

Title: SET-UP INSTRUCTIONS

| Code       | #  | Description                                       |
|------------|----|---|
| L180N-1200 | 15 | 1200MM (47.24") 180N DEGREE SILVER LINK EXTRUSION |

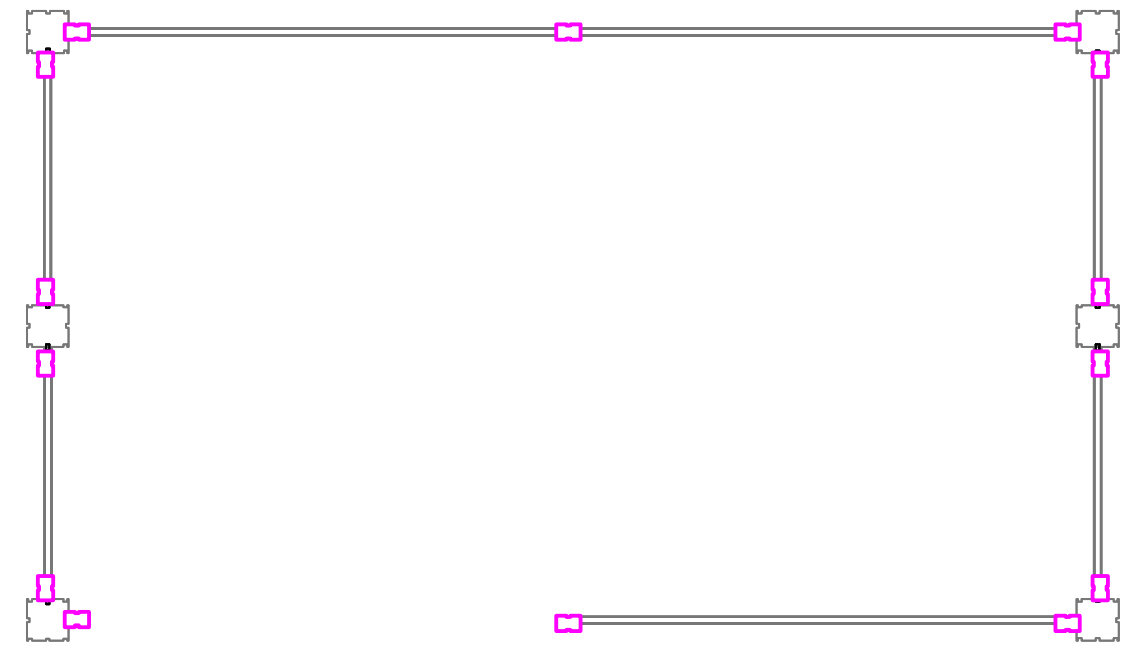
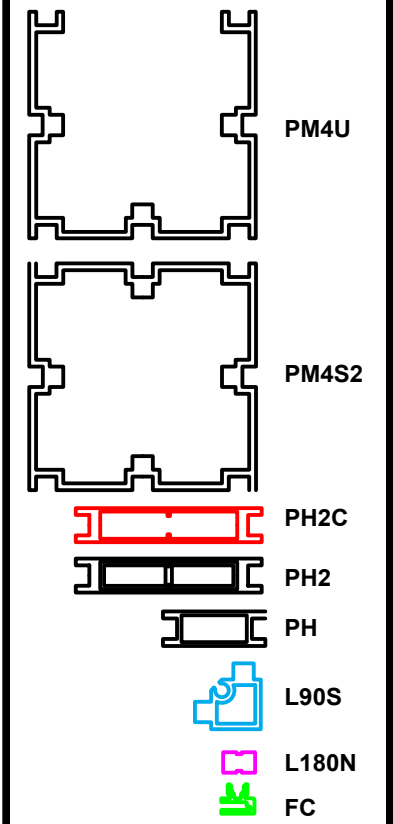


1. Redesign of this exhibit without approval by manufacturer may result in dangerous and unsafe structures. Manufacturer disclaims any responsibility for redesigned exhibits it does not approve in writing.

2. Parts and components such as panels and extrusions are manufactured to metric sizing. Where ever possible sizes have been noted in feet and inches as well as in metric. Below is the imperial to metric sizing table as reference. "Nominal" refers to approximate size.

|                    |                                   |
|--------------------|-----------------------------------|
| 2400mm = (94 1/2") | ☒ Phone Line / Fax                |
| 2100mm = (82 5/8") | ☒ Internet connection             |
| 1800mm = (70 7/8") | ☒ Outlet                          |
| 1500mm = (59")     | ☒ Main Drop (point of distrution) |
| 1200mm = (47 1/4") |                                   |
| 900mm = (35 1/2")  |                                   |
| 600mm = (23 5/8")  |                                   |
| 300mm = (11 7/8")  |                                   |

--- Wire running under carpet



**HYBRID PRO RENTAL KIT**

Title: SET-UP INSTRUCTIONS

| Code  | # | Description   |
|-------|---|---|
| R93   | 4 | 4 X 2 (1200MM X 600MM) LAMINATE PANELS                |
| R70   | 3 | 4 X 4 (1200MM X 1200MM) LAMINATE PANELS               |
| LM-MB | 1 | LARGE MONITOR MOUNTING BRACKET FOR MONITORS           |
| R92   | 1 | 2400MM (94.49)MM H x 1200MM (47.24) W x LAMINATE DOOR |

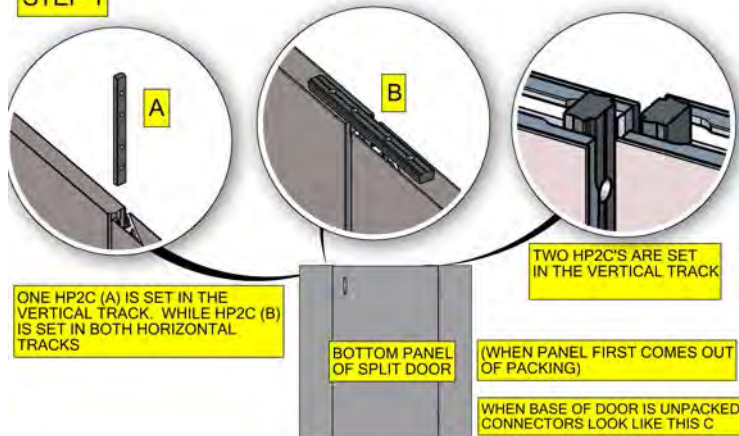
1. Redesign of this exhibit without approval by manufacturer may result in dangerous and unsafe structures. Manufacturer disclaims any responsibility for redesigned exhibits it does not approve in writing.

2. Parts and components such as panels and extrusions are manufactured to metric sizing. Where ever possible sizes have been noted in feet and inches as well as in metric. Below is the imperial to metric sizing table as reference. "Nominal" refers to approximate size.

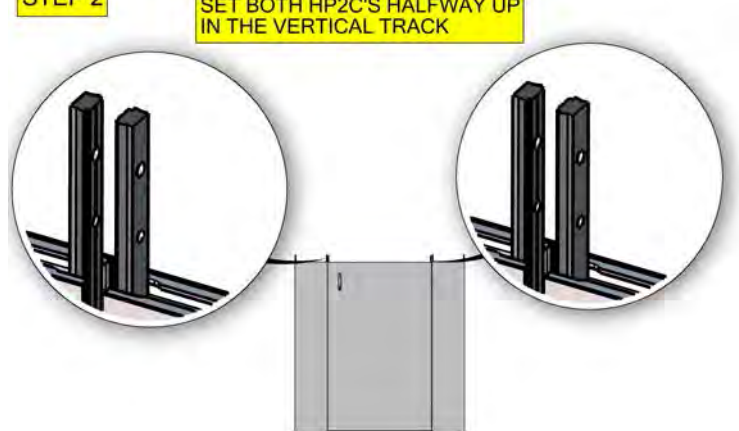
|                    |                                 |
|--------------------|---------------------------------|
| 2400mm = (94 1/2") | Phone Line / Fax                |
| 2100mm = (82 5/8") | Internet connection             |
| 1800mm = (70 7/8") | Outlet                          |
| 1500mm = (59")     | Main Drop (point of distrution) |
| 1200mm = (47 1/4") |                                 |
| 900mm = (35 1/2")  |                                 |
| 600mm = (23 5/8")  |                                 |
| 300mm = (11 7/8")  |                                 |

--- Wire running under carpet

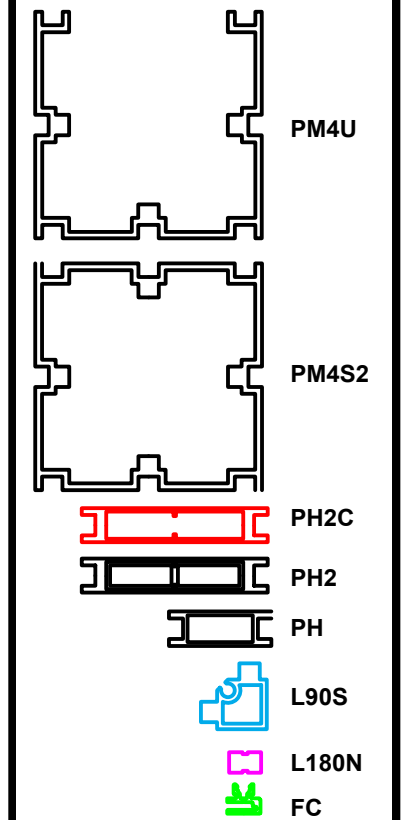
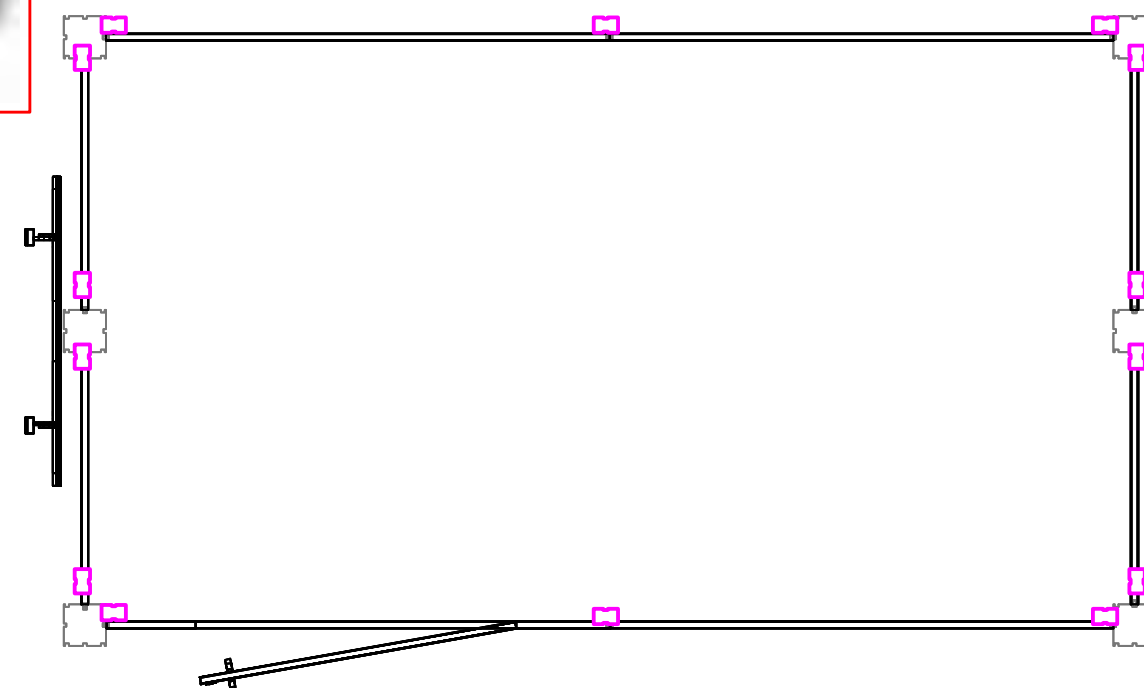
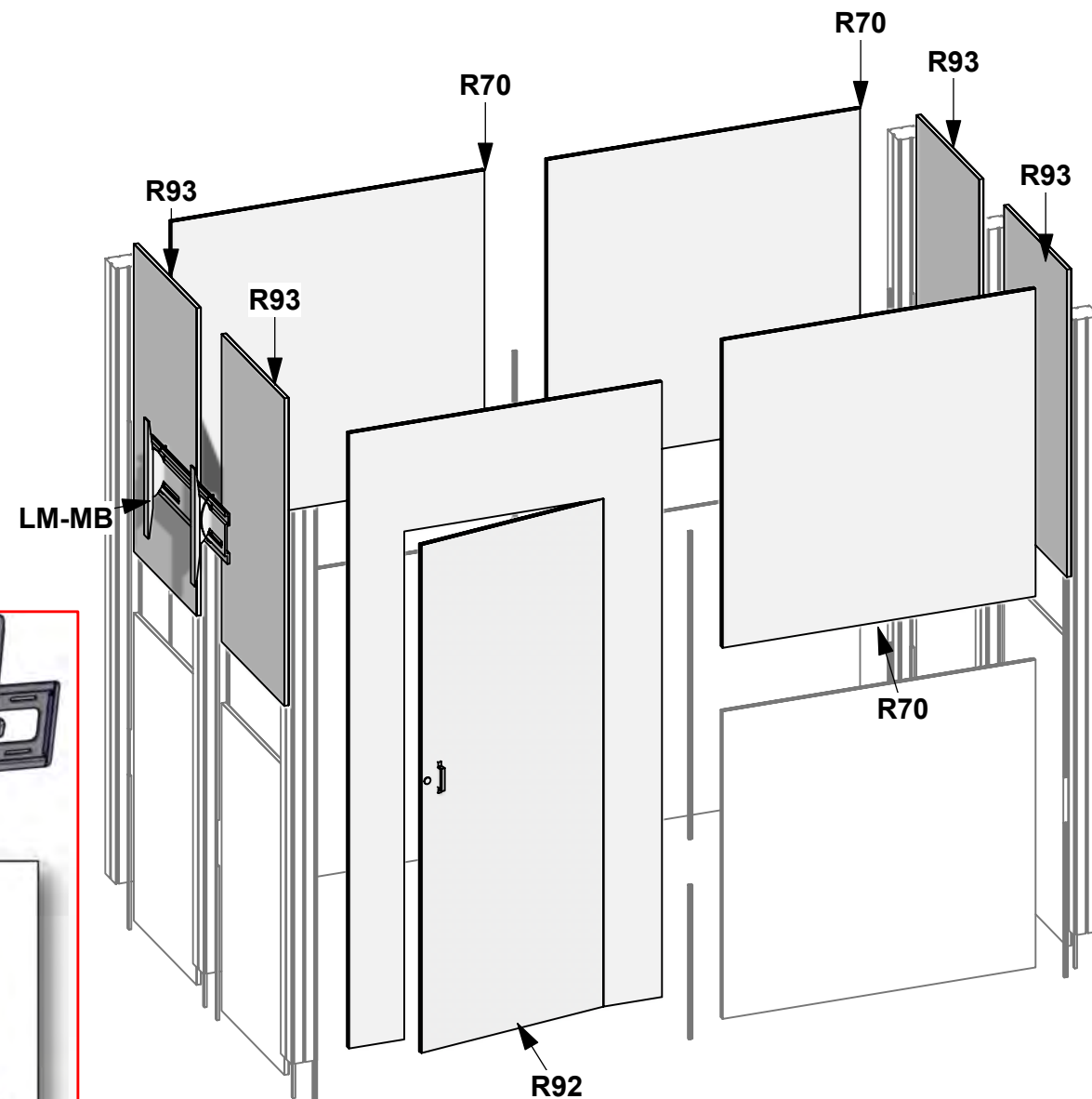
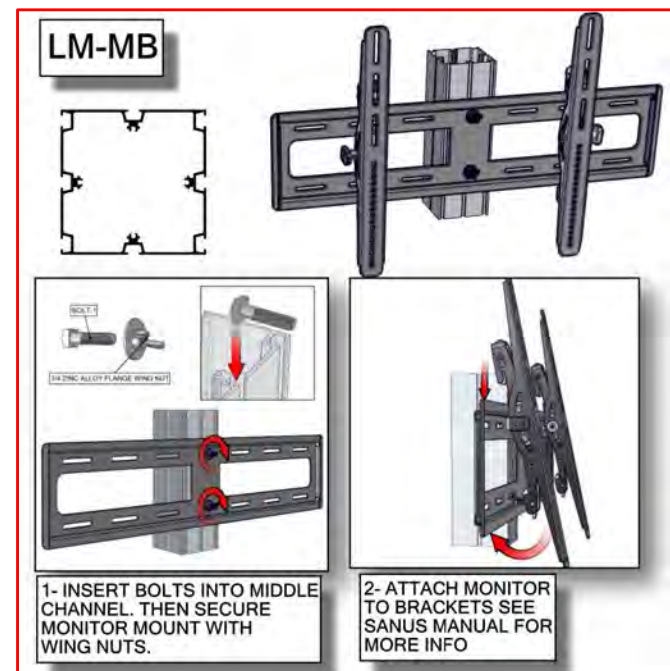
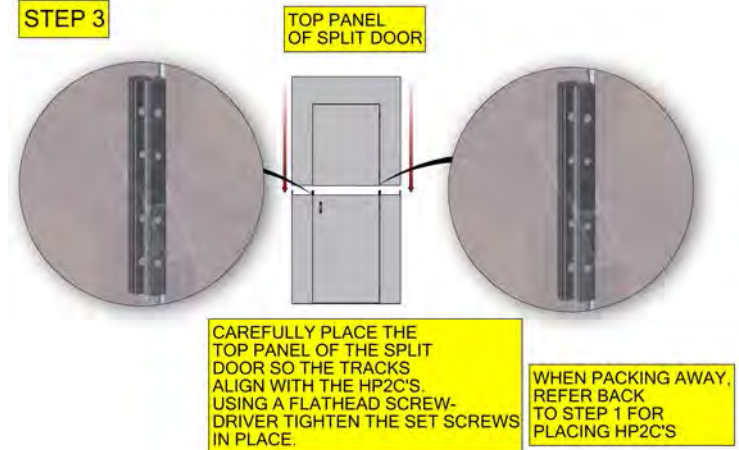
**STEP 1**



**STEP 2**



**STEP 3**

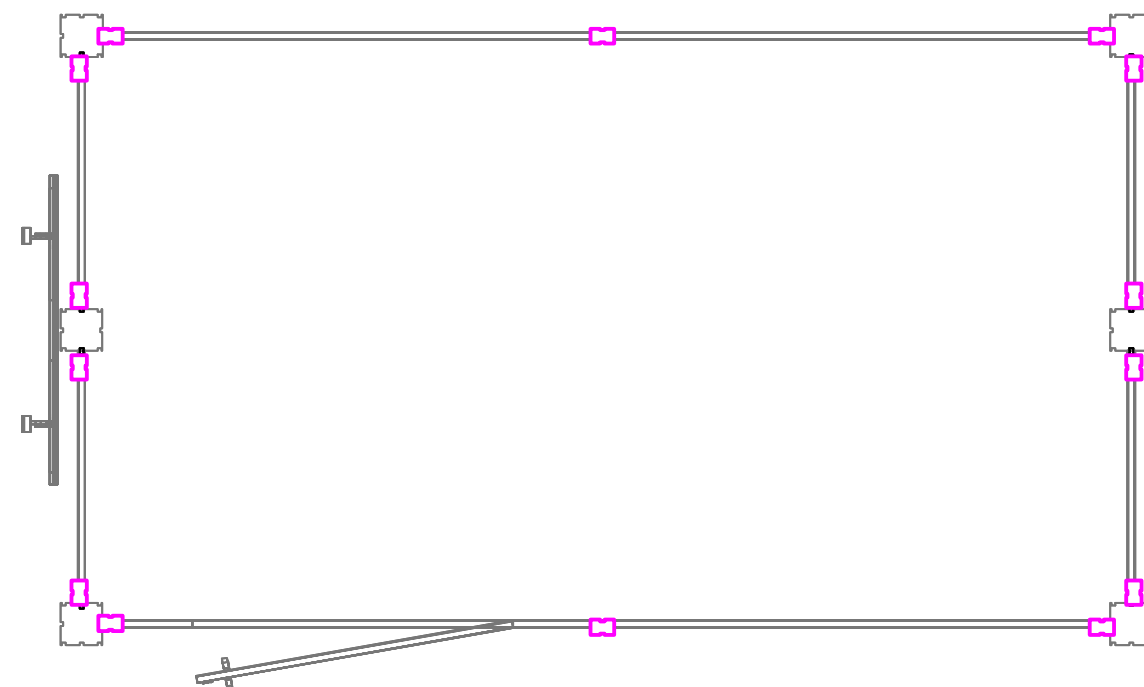
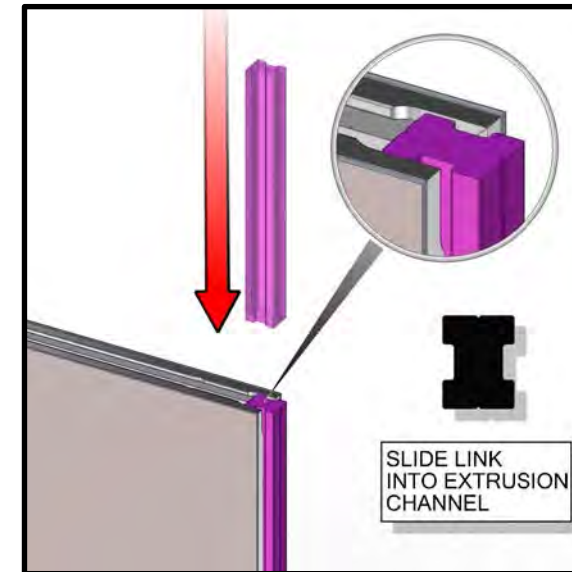
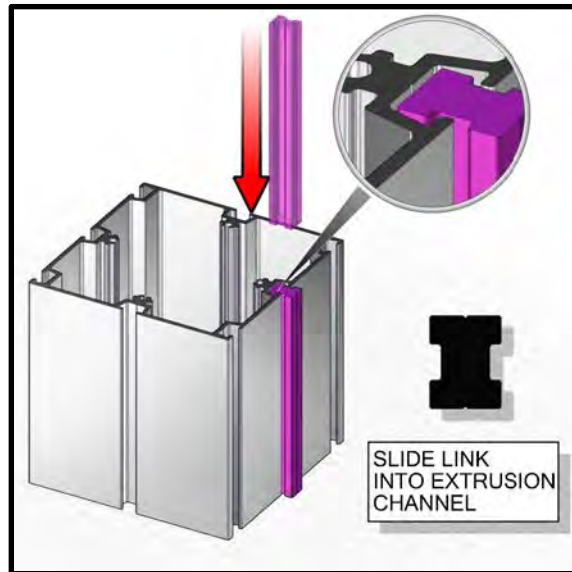
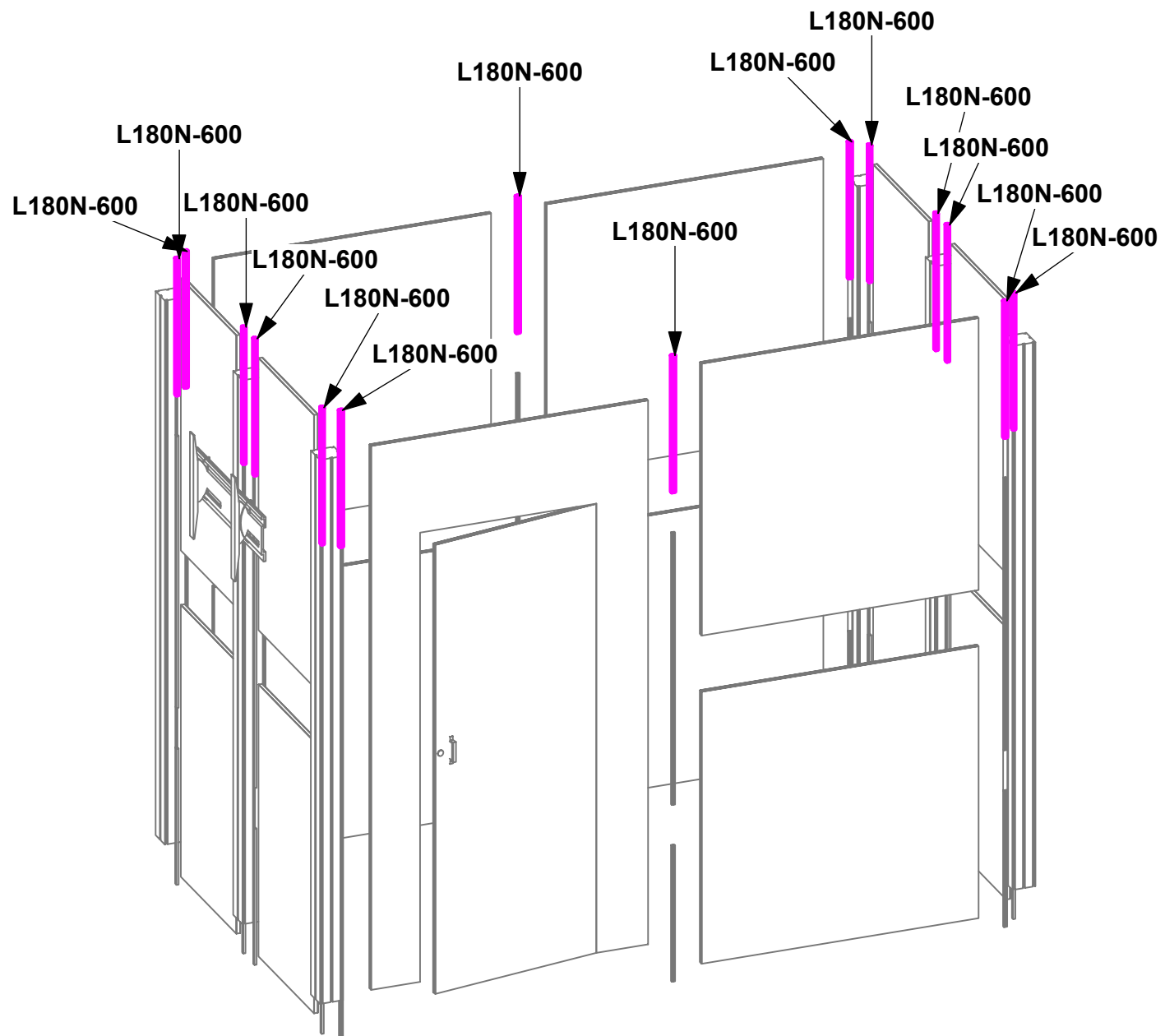


**HYBRID PRO RENTAL KIT**

Title: SET-UP INSTRUCTIONS



| Code      | #  | Description                                      |
|-----------|----|--|
| L180N-600 | 15 | 600MM (23.62") 180N DEGREE SILVER LINK EXTRUSION |

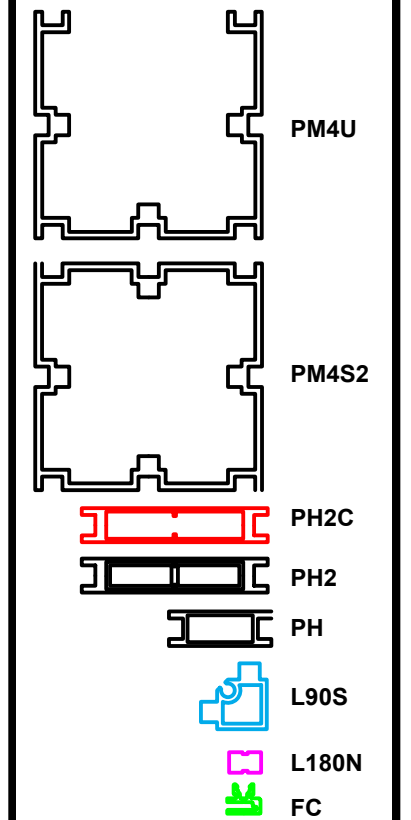


1. Redesign of this exhibit without approval by manufacturer may result in dangerous and unsafe structures. Manufacturer disclaims any responsibility for redesigned exhibits it does not approve in writing.

2. Parts and components such as panels and extrusions are manufactured to metric sizing. Where ever possible sizes have been noted in feet and inches as well as in metric. Below is the imperial to metric sizing table as reference. "Nominal" refers to approximate size.

|                    |                                 |
|--------------------|---------------------------------|
| 2400mm = (94 1/2") | Phone Line / Fax                |
| 2100mm = (82 5/8") | Internet connection             |
| 1800mm = (70 7/8") | Outlet                          |
| 1500mm = (59")     | Main Drop (point of distrution) |
| 1200mm = (47 1/4") |                                 |
| 900mm = (35 1/2")  |                                 |
| 600mm = (23 5/8")  |                                 |
| 300mm = (11 7/8")  |                                 |

--- Wire running under carpet



**HYBRID PRO RENTAL KIT**

Title: SET-UP INSTRUCTIONS

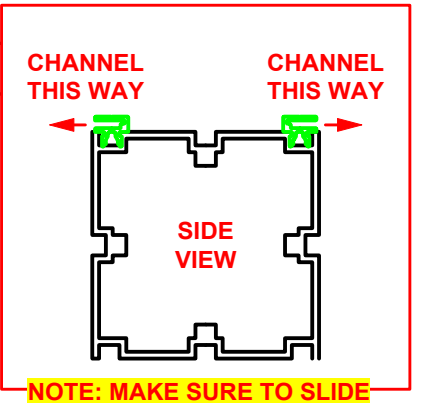
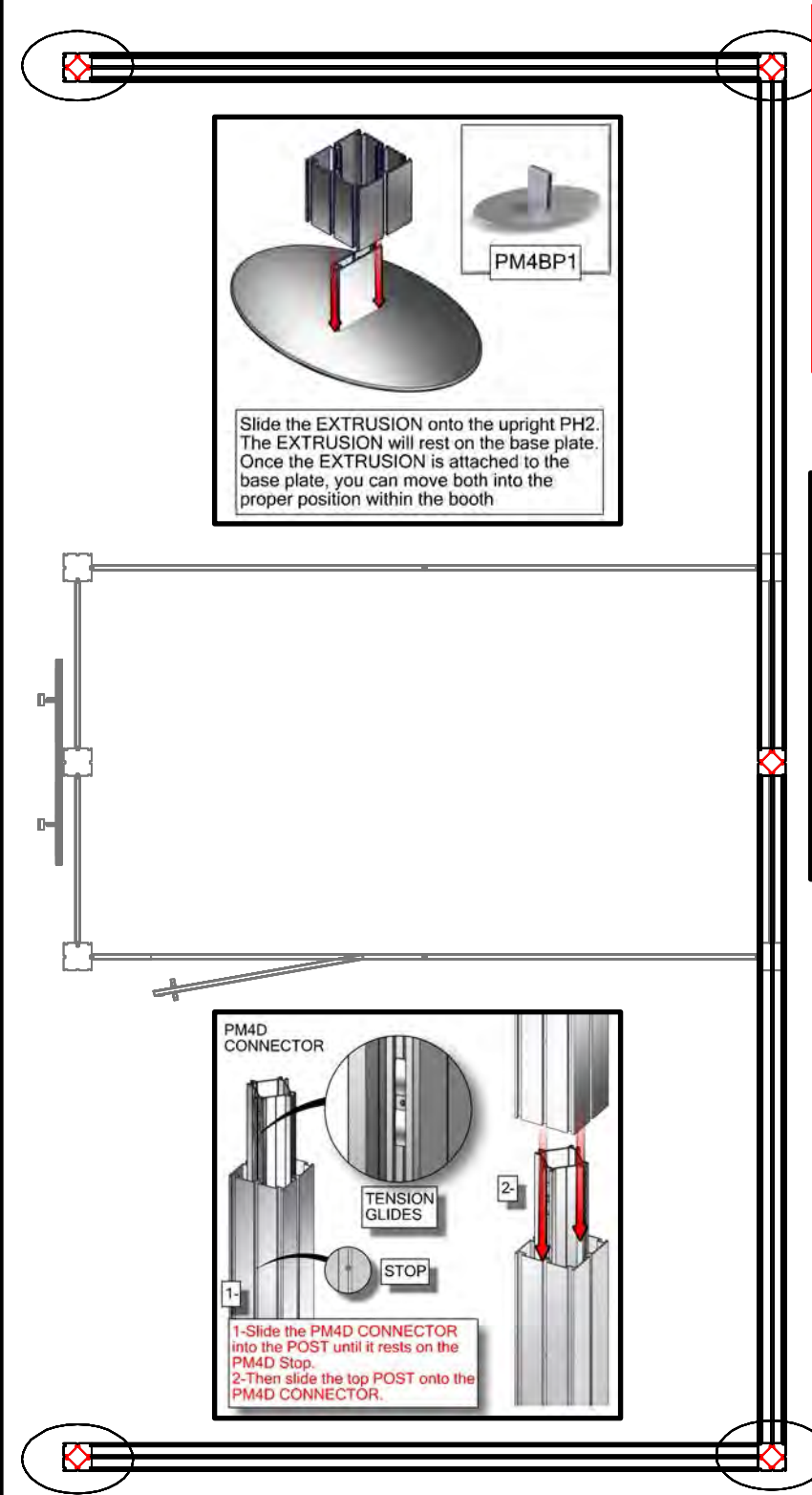
| Code   | # | Description   |
|--------|---|---|
| PM4BP1 | 4 | 15 3/4" X 9 7/8" ALUMINUM BASE PLATE                                  |
| R75    | 9 | 2400MM (94.49") 100MM PM4S2 SQUARE EXTRUSION WITH STOPS AT 305MM BOTH |
| R77    | 4 | 2400MM (94.49") 100MM PM4S2 SQUARE EXTRUSION WITH LOCKS 2 ENDS        |
| R83    | 4 | 2400MM (94.49") FABRIC CONNECTION EXTRUSION                           |
| R13    | 5 | 600MM (23.62") PM4D CONNECTOR WITH TENSION GLIDES                     |

1. Redesign of this exhibit without approval by manufacturer may result in dangerous and unsafe structures. Manufacturer disclaims any responsibility for redesigned exhibits it does not approve in writing.

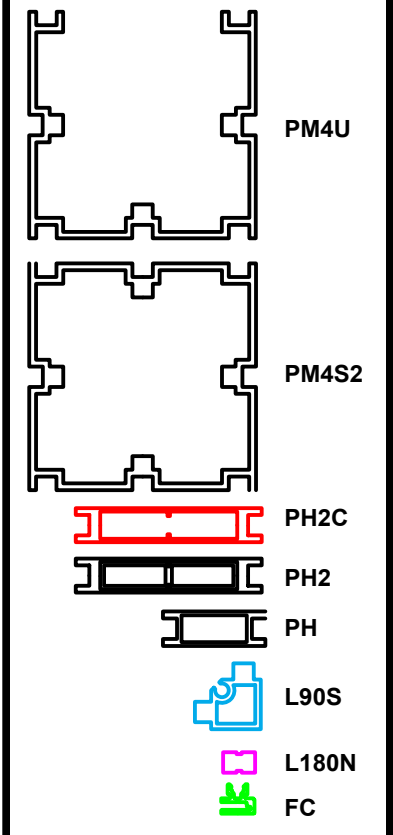
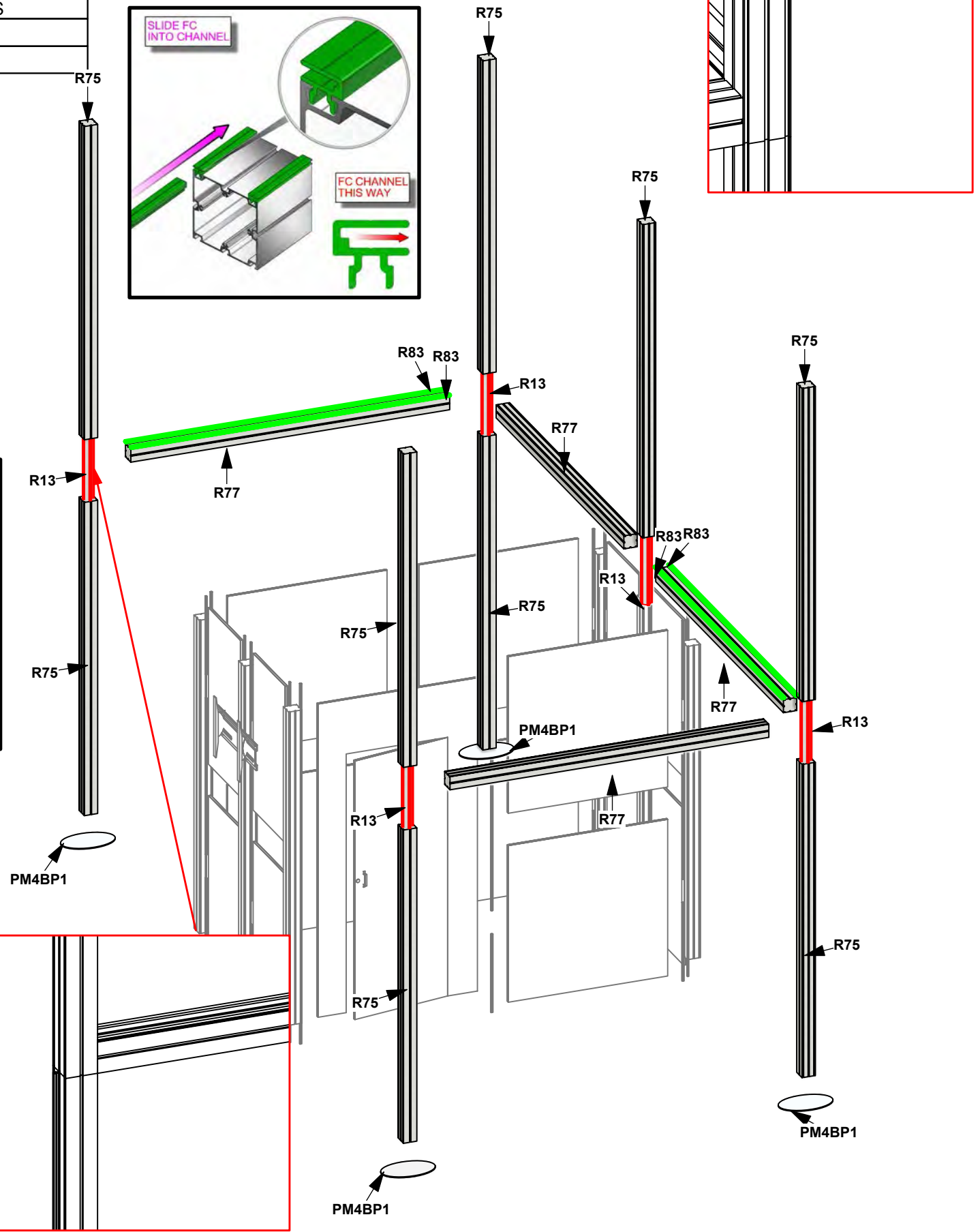
2. Parts and components such as panels and extrusions are manufactured to metric sizing. Where ever possible sizes have been noted in feet and inches as well as in metric. Below is the imperial to metric sizing table as reference. "Nominal" refers to approximate size.

|                    |                                 |
|--------------------|---------------------------------|
| 2400mm = (94 1/2") | Phone Line / Fax                |
| 2100mm = (82 5/8") | Internet connection             |
| 1800mm = (70 7/8") | Outlet                          |
| 1500mm = (59")     | Main Drop (point of distrution) |
| 1200mm = (47 1/4") |                                 |
| 900mm = (35 1/2")  |                                 |
| 600mm = (23 5/8")  |                                 |
| 300mm = (11 7/8")  |                                 |

--- Wire running under carpet



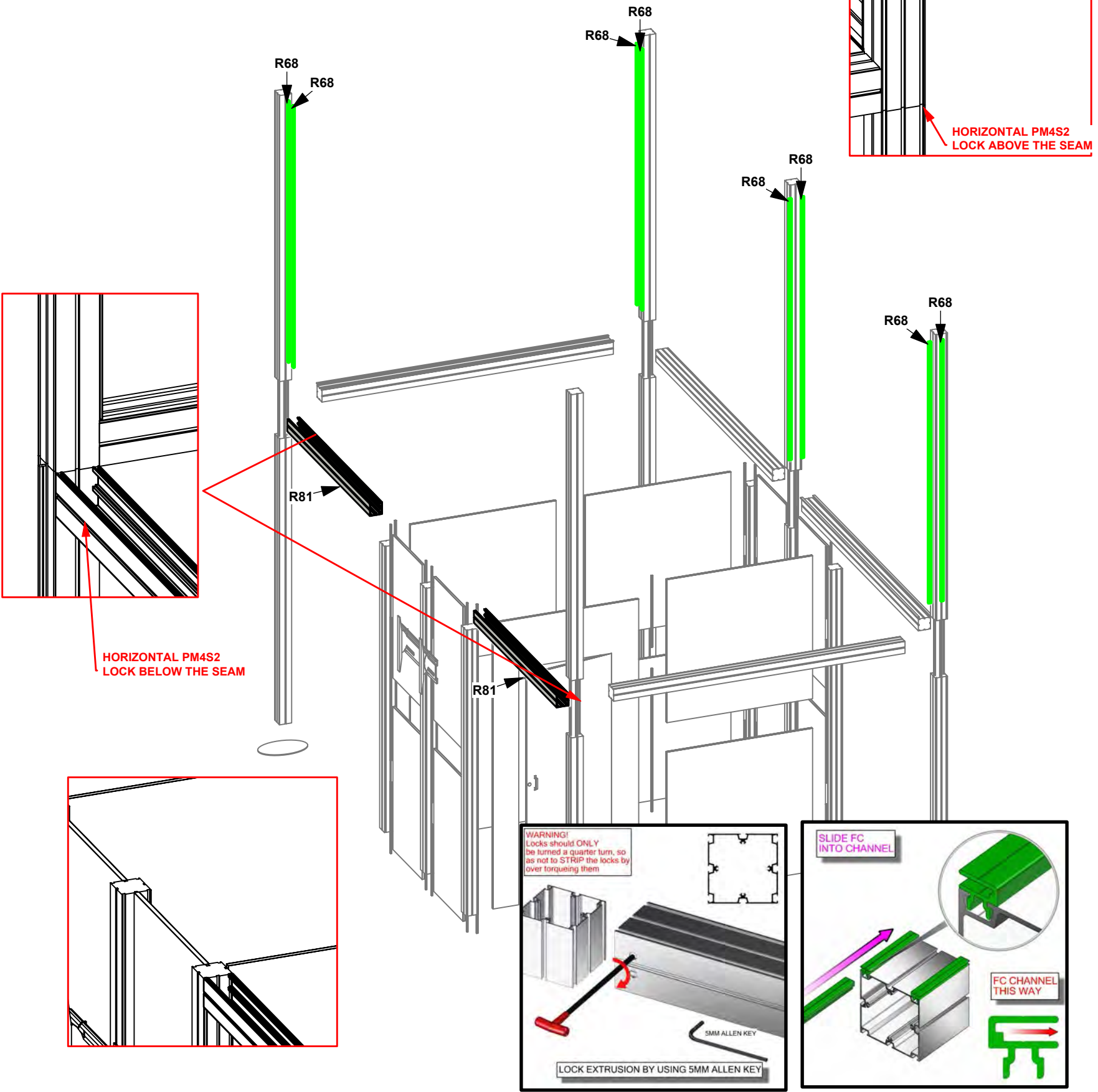
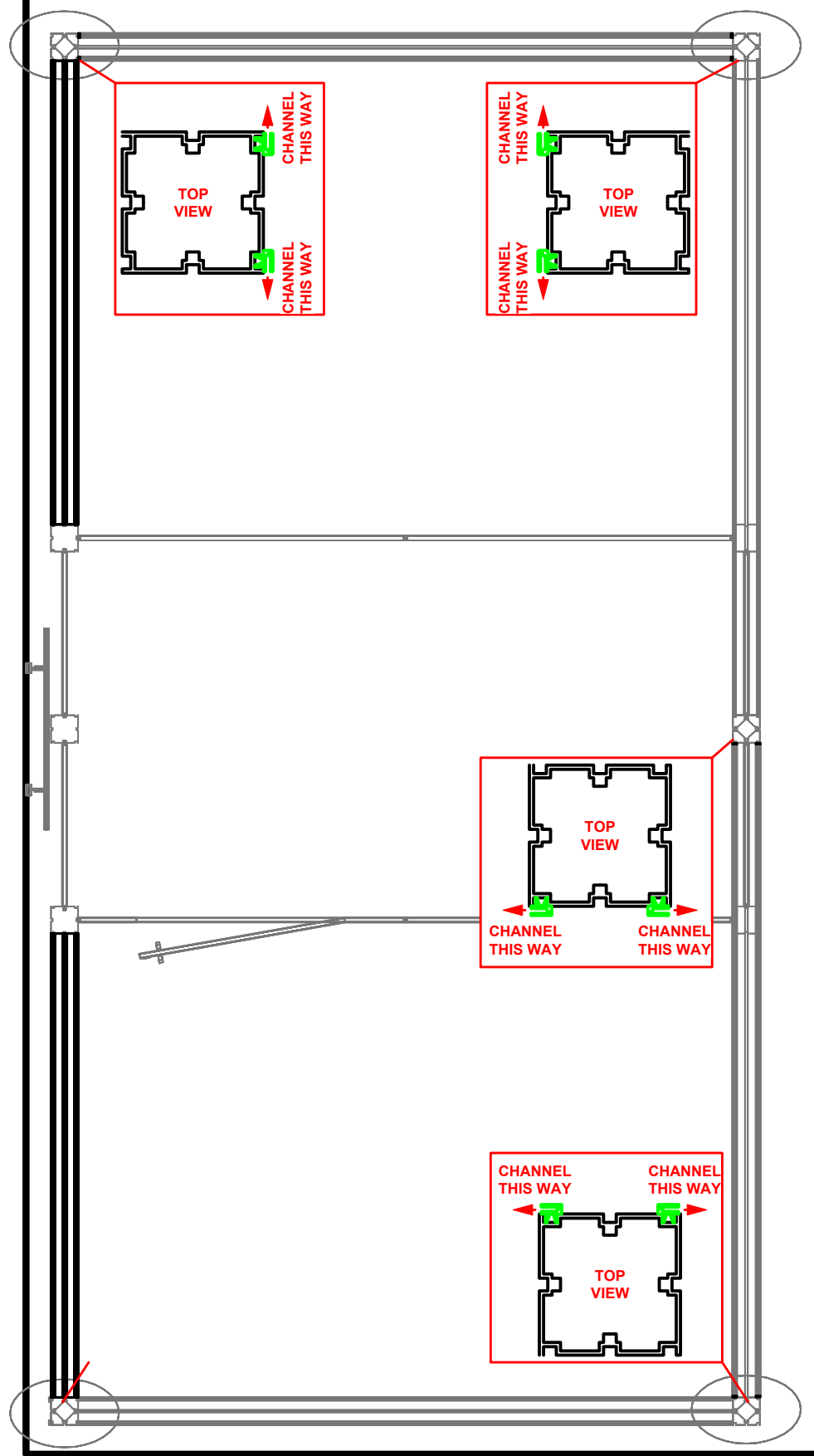
**NOTE: MAKE SURE TO SLIDE FC EXTRUSION BEFORE**



**HYBRID PRO RENTAL KIT**

Title: SET-UP INSTRUCTIONS

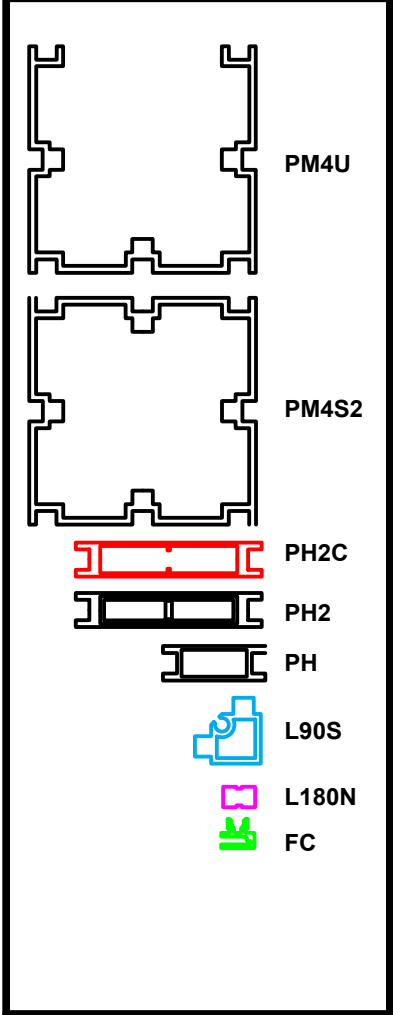
| Code | # | Description   |
|------|---|---|
| R81  | 2 | 1700MM (66.93") 100MM PM4U SQUARE EXTRUSION WITH LOCKS 2 ENDS |
| R68  | 8 | 2186MM (86.06") FABRIC CONNECTION EXTRUSION                   |



1. Redesign of this exhibit without approval by manufacturer may result in dangerous and unsafe structures. Manufacturer disclaims any responsibility for redesigned exhibits it does not approve in writing.

2. Parts and components such as panels and extrusions are manufactured to metric sizing. Where ever possible sizes have been noted in feet and inches as well as in metric. Below is the imperial to metric sizing table as reference. "Nominal" refers to approximate size.

|                    |                                 |
|--------------------|---------------------------------|
| 2400mm = (94 1/2") | Phone Line / Fax                |
| 2100mm = (82 5/8") | Internet connection             |
| 1800mm = (70 7/8") | Outlet                          |
| 1500mm = (59")     | Main Drop (point of distrution) |
| 1200mm = (47 1/4") | Wire running under carpet       |
| 900mm = (35 1/2")  |                                 |
| 600mm = (23 5/8")  |                                 |
| 300mm = (11 7/8")  |                                 |

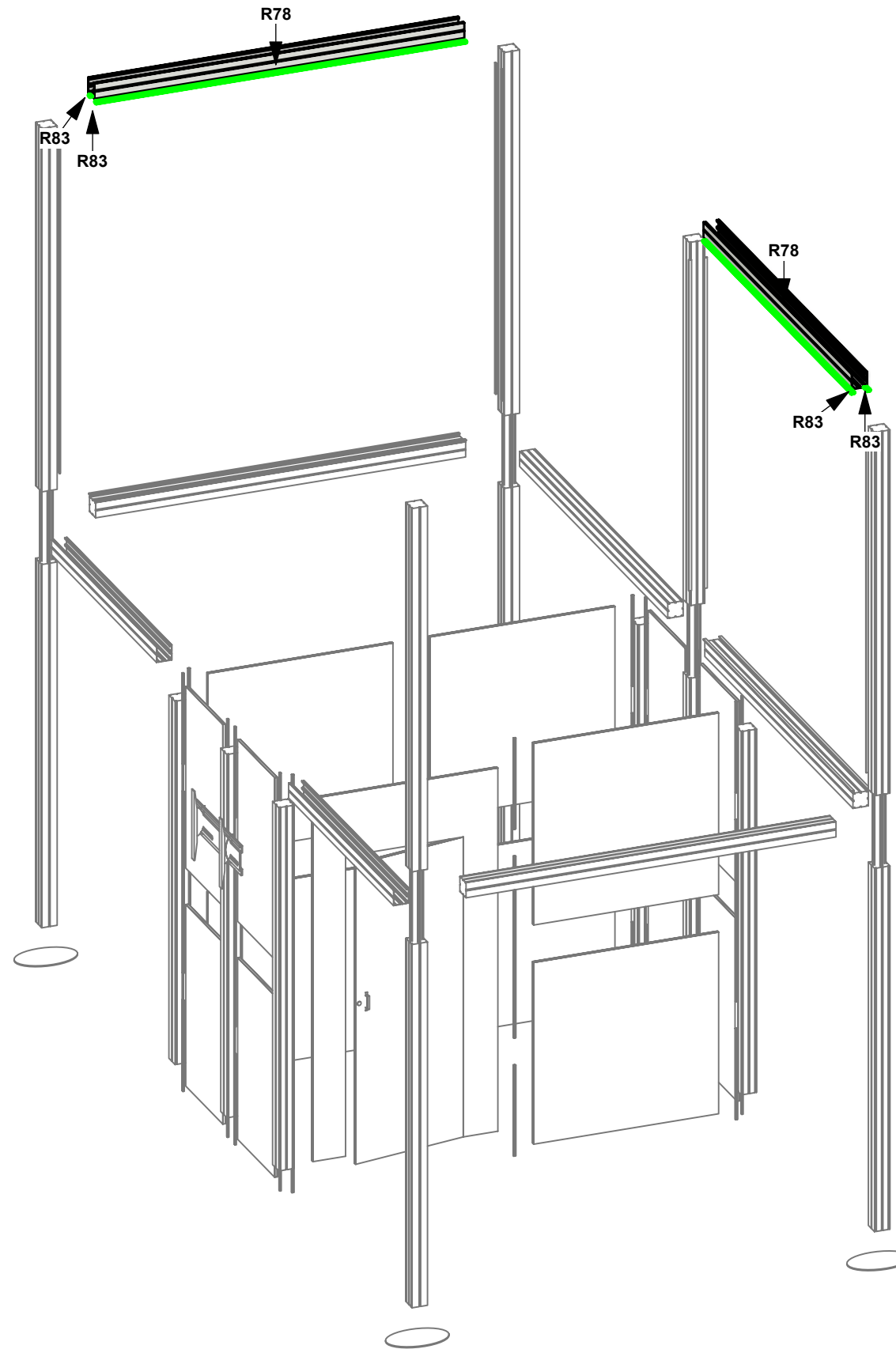
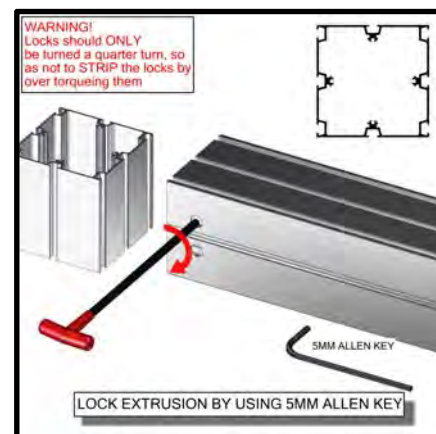
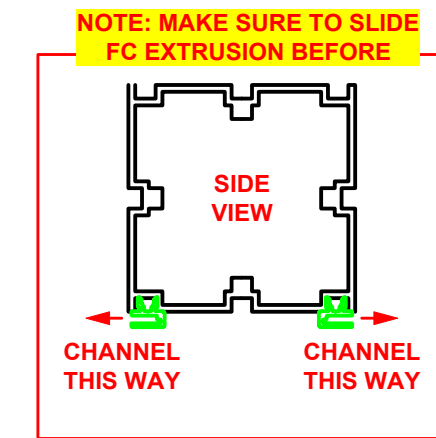
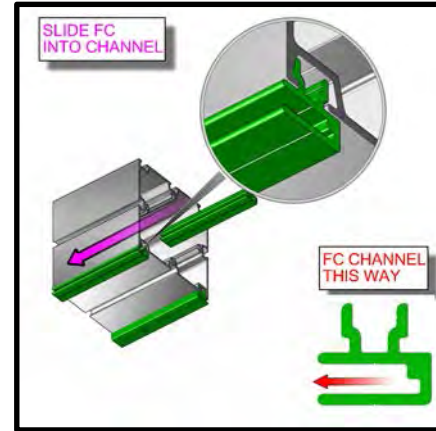
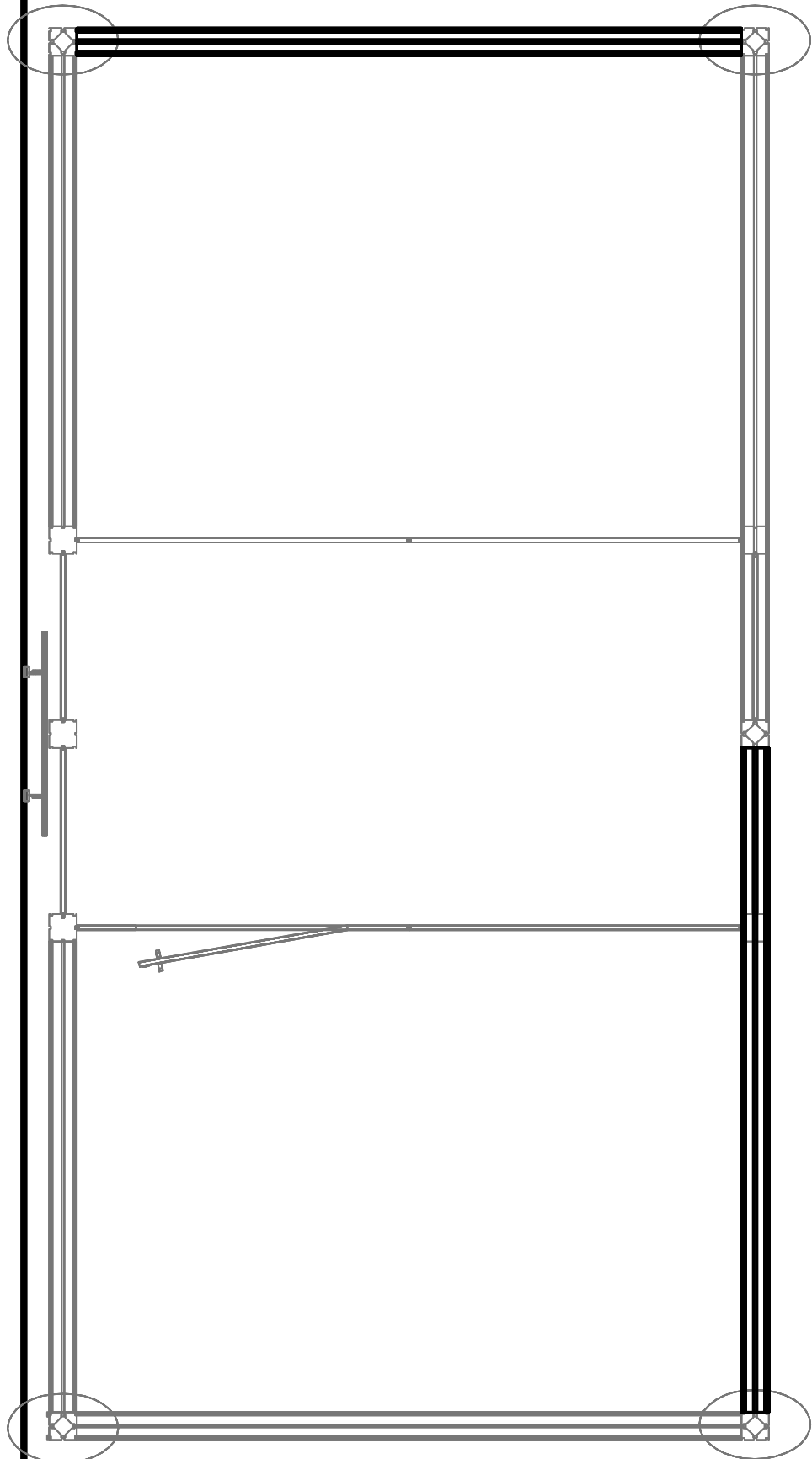


**HYBRID PRO RENTAL KIT**

Title: SET-UP INSTRUCTIONS



| Code | # | Description   |
|------|---|---|
| R78  | 2 | 2400MM (94.49") 100MM PM4U SQUARE EXTRUSION WITH LOCKS 2 ENDS |
| R83  | 4 | 2400MM (94.49") FABRIC CONNECTION EXTRUSION                   |

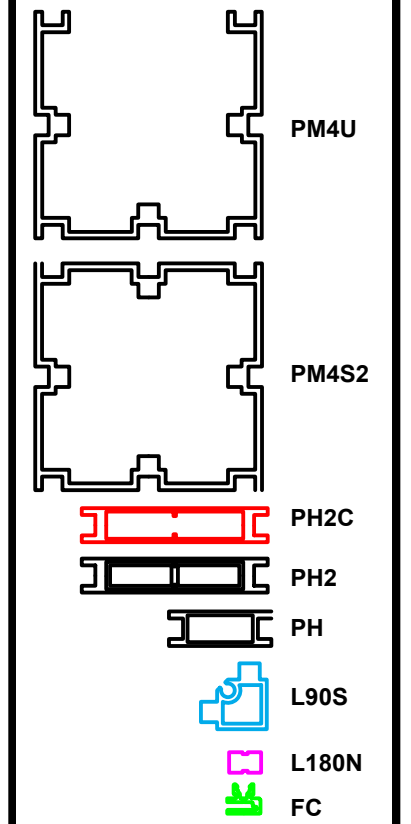


1. Redesign of this exhibit without approval by manufacturer may result in dangerous and unsafe structures. Manufacturer disclaims any responsibility for redesigned exhibits it does not approve in writing.

2. Parts and components such as panels and extrusions are manufactured to metric sizing. Where ever possible sizes have been noted in feet and inches as well as in metric. Below is the imperial to metric sizing table as reference. "Nominal" refers to approximate size.

|                    |                                 |
|--------------------|---------------------------------|
| 2400mm = (94 1/2") | Phone Line / Fax                |
| 2100mm = (82 5/8") | Internet connection             |
| 1800mm = (70 7/8") | Outlet                          |
| 1500mm = (59")     | Main Drop (point of distrution) |
| 1200mm = (47 1/4") |                                 |
| 900mm = (35 1/2")  |                                 |
| 600mm = (23 5/8")  |                                 |
| 300mm = (11 7/8")  |                                 |

--- Wire running under carpet



**HYBRID PRO RENTAL KIT**

Title: SET-UP INSTRUCTIONS

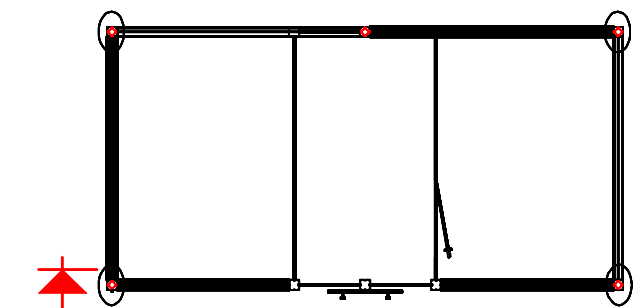
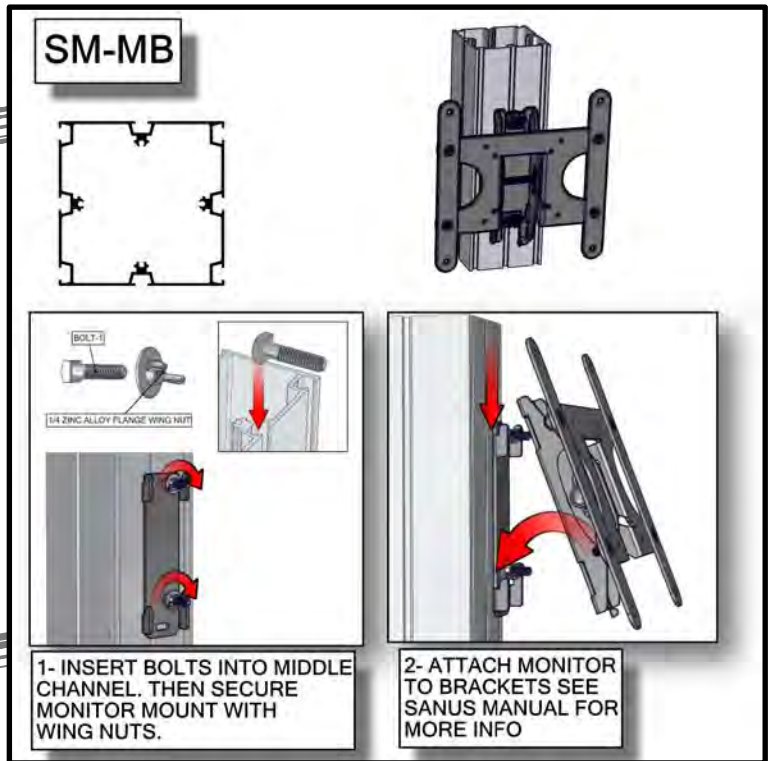
| Code    | # | Description   |
|---------|---|---|
| R8      | 4 | 300MM (11 13/16") PH WITH SLIDE LOCK AT BOTH ENDS   |
| V-LG-02 | 4 | 1005MM X 450MM (39 9/16 " X 17 23/32") V LEG 50MM CHANNEL TUBE                              |
| PM4BP1  | 2 | 15 3/4" X 9 7/8" ALUMINUM BASE PLATE  |
| R116    | 1 | 2400MM PM4S2 WITH SET SCREW AT 305MM BOTH ENDS WIRE HOLE @ 66" [ON CENTER] THREE CHANNELS   |
| R117    | 1 | 2400MM PM4S2 WITH SET SCREW AT 305MM BOTH ENDS WIRE HOLE @ 66" [ON CENTER] ONE CHANNEL SIDE |
| SM-MB   | 4 | SF203-S1 MONITOR BRACKET (13"-39" at 50 lbs. max.)  |

1. Redesign of this exhibit without approval by manufacturer may result in dangerous and unsafe structures. Manufacturer disclaims any responsibility for redesigned exhibits it does not approve in writing.

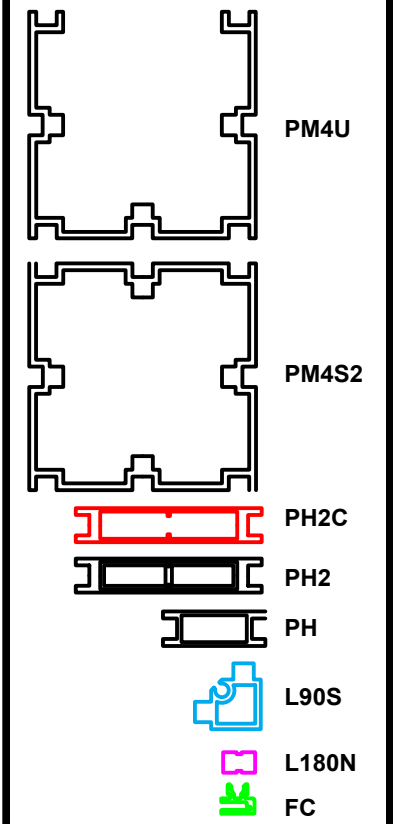
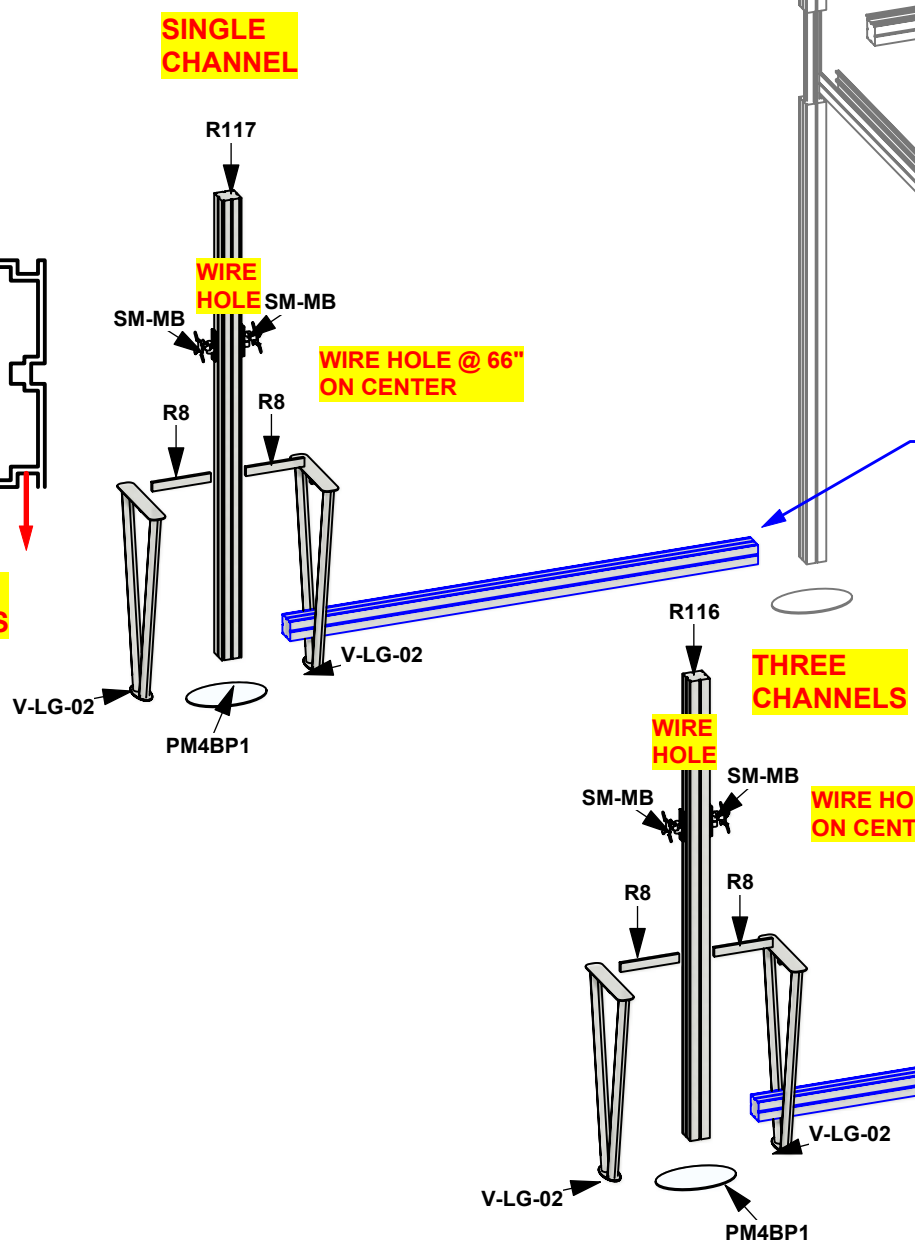
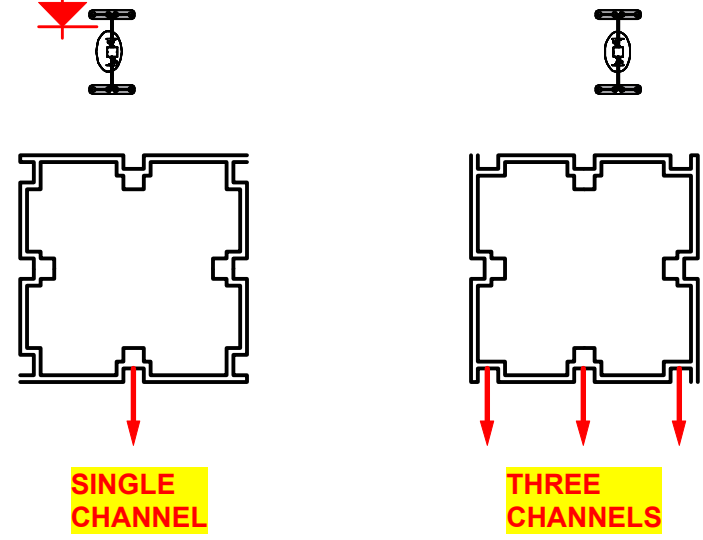
2. Parts and components such as panels and extrusions are manufactured to metric sizing. Where ever possible sizes have been noted in feet and inches as well as in metric. Below is the imperial to metric sizing table as reference. "Nominal" refers to approximate size.

|                    |                                 |
|--------------------|---------------------------------|
| 2400mm = (94 1/2") | Phone Line / Fax                |
| 2100mm = (82 5/8") | Internet connection             |
| 1800mm = (70 7/8") | Outlet                          |
| 1500mm = (59")     | Main Drop (point of distrution) |
| 1200mm = (47 1/4") |                                 |
| 900mm = (35 1/2")  |                                 |
| 600mm = (23 5/8")  |                                 |
| 300mm = (11 7/8")  |                                 |

--- Wire running under carpet

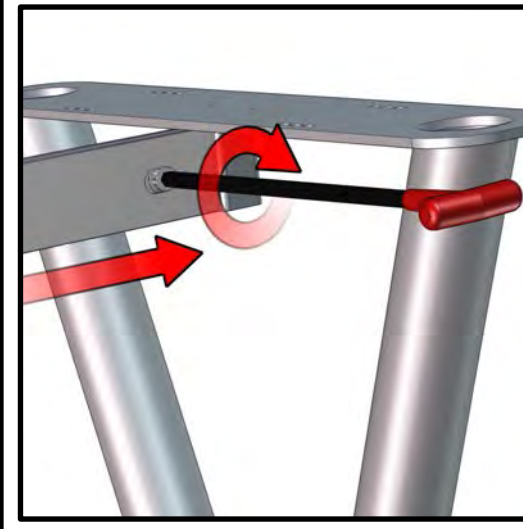


7'-10 1/2"  
[2400mm]

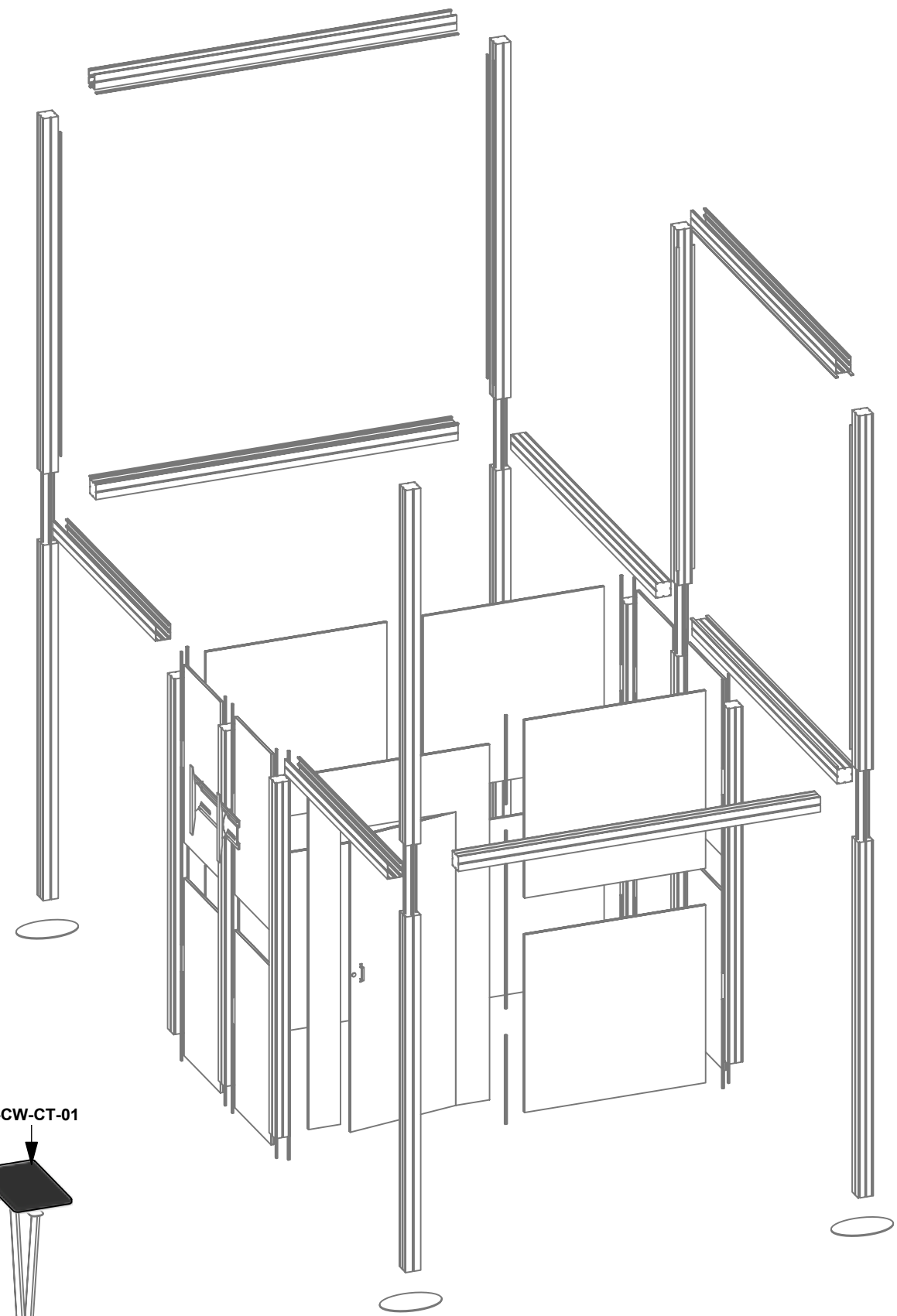
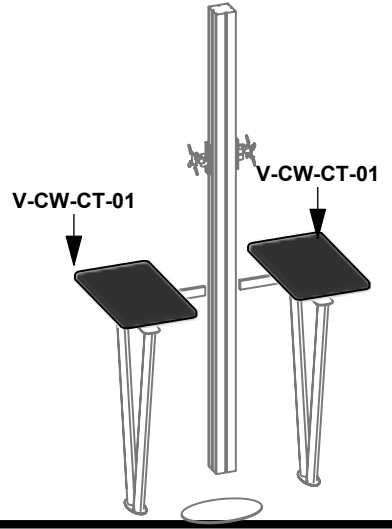
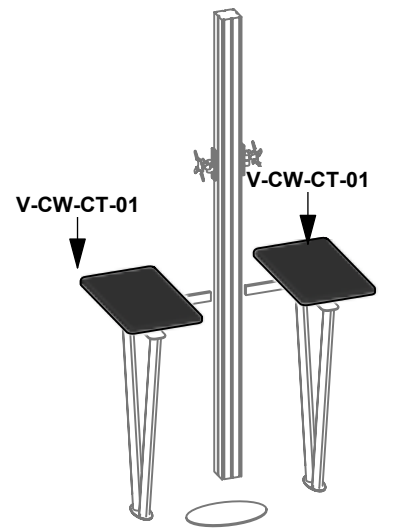
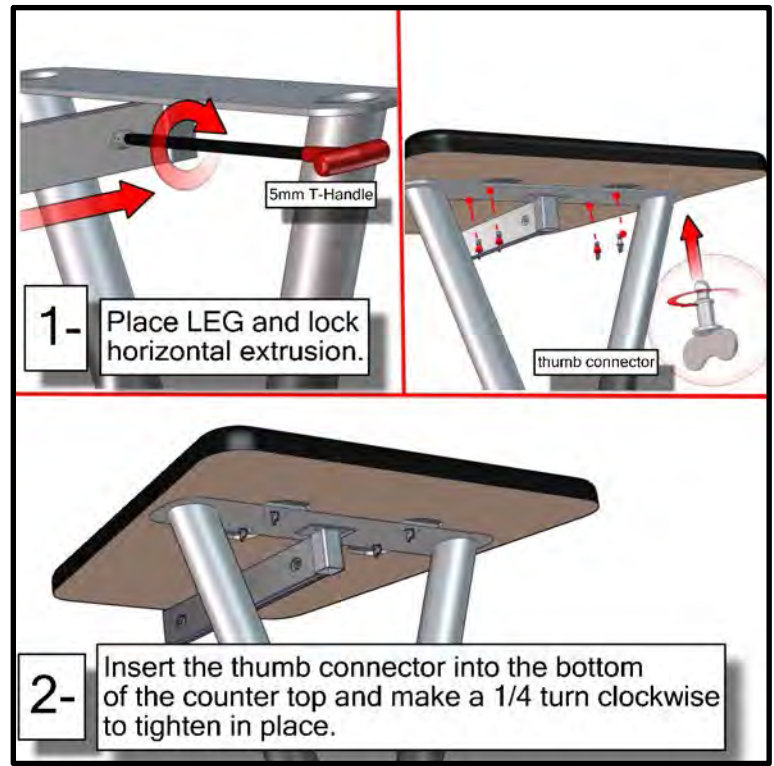


HYBRID PRO RENTAL KIT

Title: SET-UP INSTRUCTIONS



| Code       | # | Description   |
|------------|---|---|
| V-CW-CT-01 | 4 | 384MM X 646MM (15 1/8" X 25 7/16") HYBRID RECTANGLE TOP |

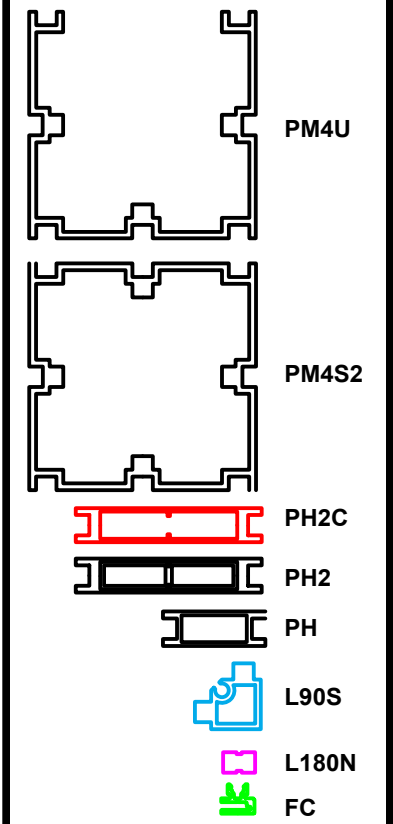


1. Redesign of this exhibit without approval by manufacturer may result in dangerous and unsafe structures. Manufacturer disclaims any responsibility for redesigned exhibits it does not approve in writing.

2. Parts and components such as panels and extrusions are manufactured to metric sizing. Where ever possible sizes have been noted in feet and inches as well as in metric. Below is the imperial to metric sizing table as reference. "Nominal" refers to approximate size.

|                    |                                 |
|--------------------|---------------------------------|
| 2400mm = (94 1/2") | Phone Line / Fax                |
| 2100mm = (82 5/8") | Internet connection             |
| 1800mm = (70 7/8") | Outlet                          |
| 1500mm = (59")     | Main Drop (point of distrution) |
| 1200mm = (47 1/4") |                                 |
| 900mm = (35 1/2")  |                                 |
| 600mm = (23 5/8")  |                                 |
| 300mm = (11 7/8")  |                                 |

--- Wire running under carpet



**HYBRID PRO RENTAL KIT**

Title: SET-UP INSTRUCTIONS



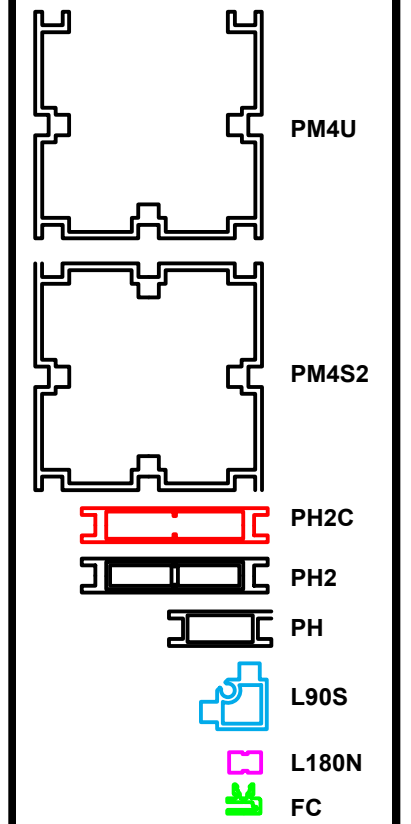
| Code | # | Description  |
|------|---|--|
| R77  | 2 | 2400MM (94.49") 100MM PM4S2 SQUARE EXTRUSION WITH LOCKS 2 ENDS     |
| R75  | 2 | 2400MM (94.49") 100MM PM4S2 SQUARE EXTRUSION WITH STOPS AT 305MM E |
| R68  | 4 | 2186MM (86.06") FABRIC CONNECTION EXTRUSION                        |
| R83  | 2 | 2400MM (94.49") FABRIC CONNECTION EXTRUSION                        |
| R13  | 2 | 600MM (23.62") PM4D CONNECTOR WITH TENSION GLIDES                  |

1. Redesign of this exhibit without approval by manufacturer may result in dangerous and unsafe structures. Manufacturer disclaims any responsibility for redesigned exhibits it does not approve in writing.

2. Parts and components such as panels and extrusions are manufactured to metric sizing. Where ever possible sizes have been noted in feet and inches as well as in metric. Below is the imperial to metric sizing table as reference. "Nominal" refers to approximate size.

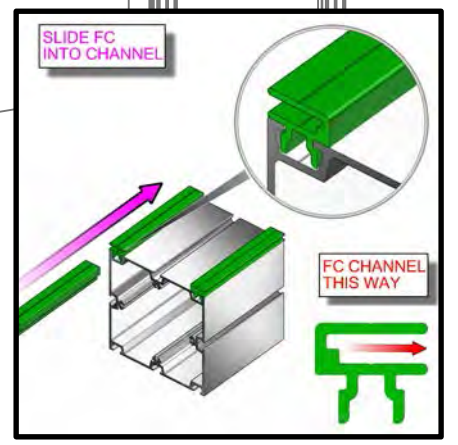
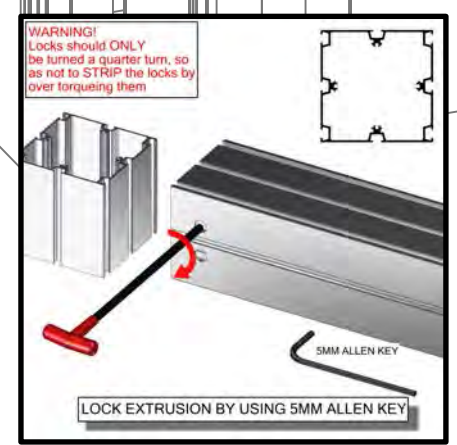
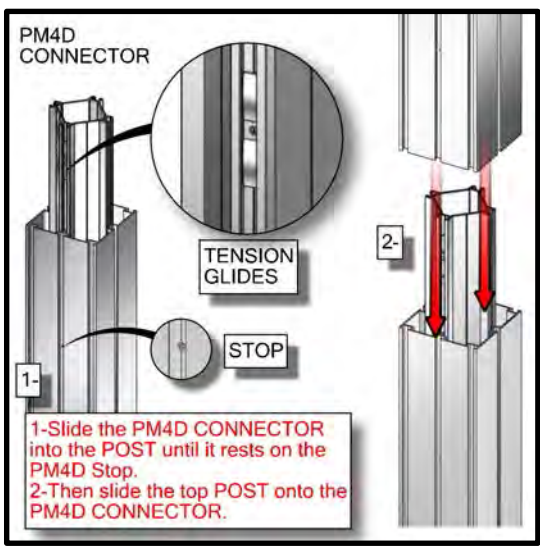
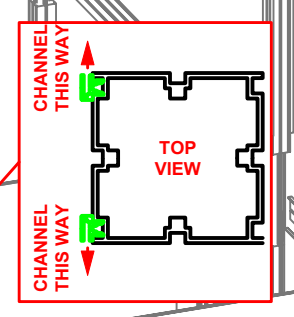
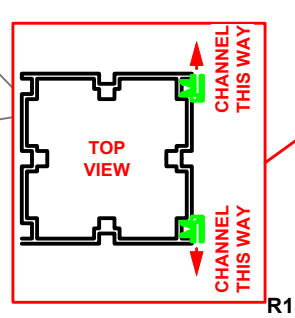
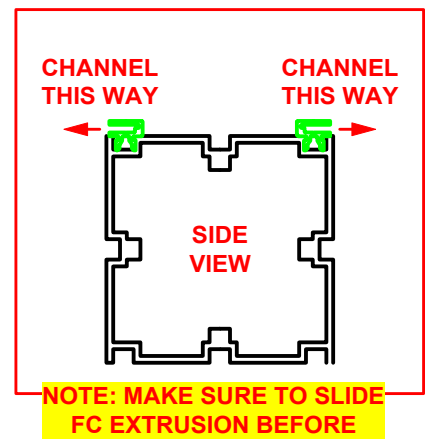
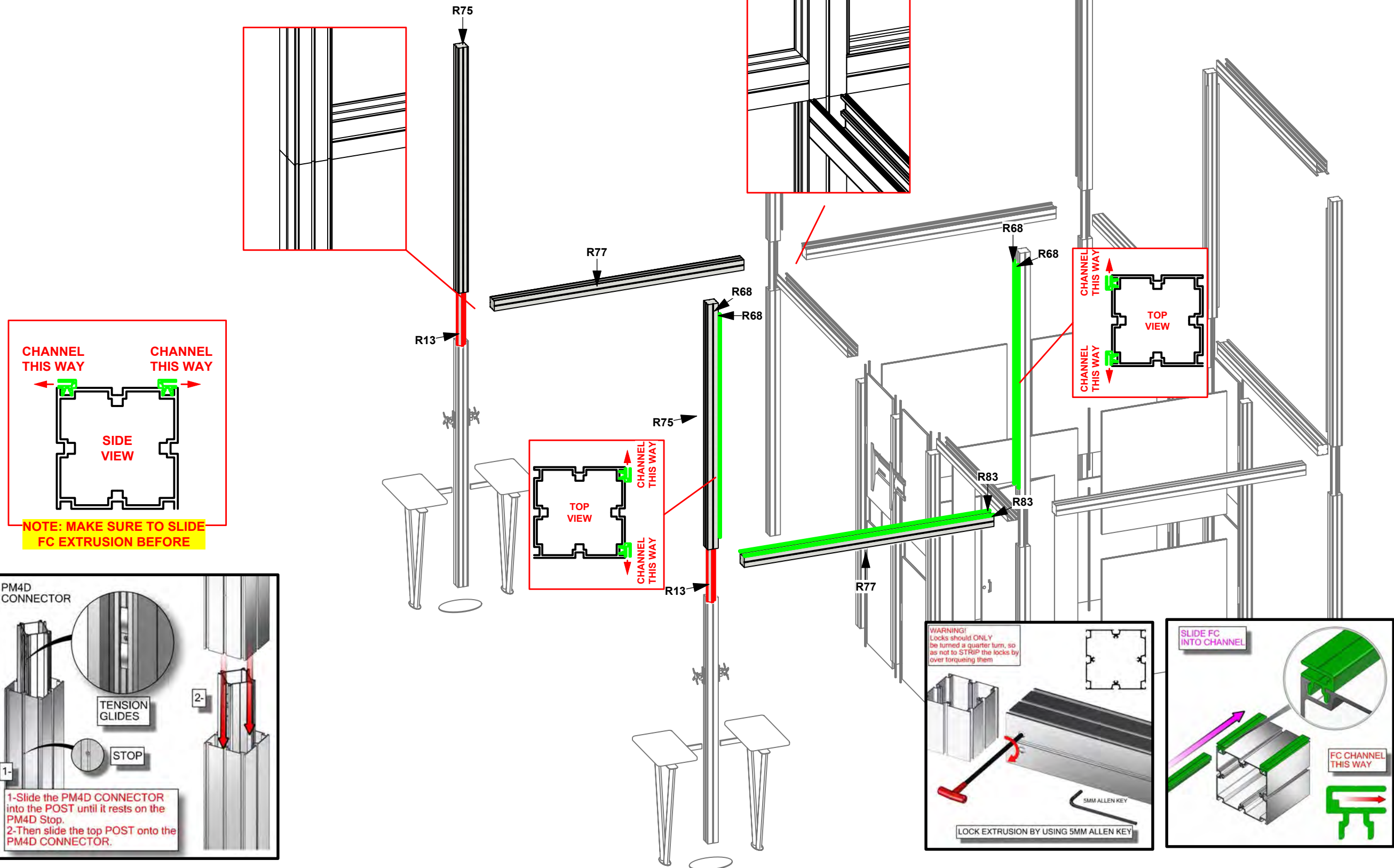
|                    |                                 |
|--------------------|---------------------------------|
| 2400mm = (94 1/2") | Phone Line / Fax                |
| 2100mm = (82 5/8") | Internet connection             |
| 1800mm = (70 7/8") | Outlet                          |
| 1500mm = (59")     | Main Drop (point of distrution) |
| 1200mm = (47 1/4") |                                 |
| 900mm = (35 1/2")  |                                 |
| 600mm = (23 5/8")  |                                 |
| 300mm = (11 7/8")  |                                 |

--- Wire running under carpet



**HYBRID PRO RENTAL KIT**

Title: SET-UP INSTRUCTIONS



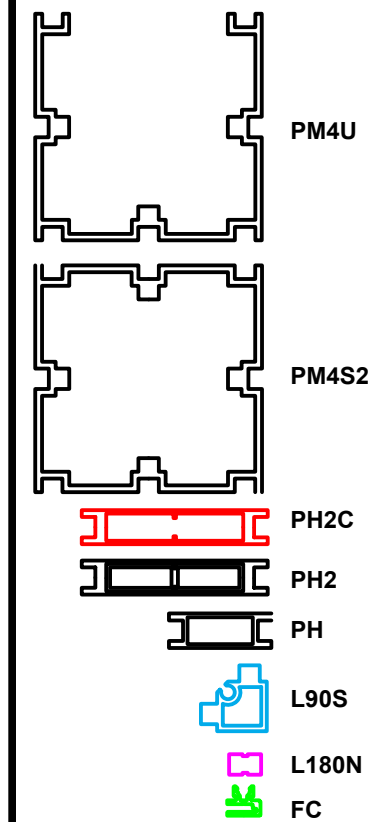
| Code   | # | Description  |
|--------|---|--|
| PM4BP1 | 1 | 15 3/4" X 9 7/8" ALUMINUM BASE PLATE                             |
| R77    | 2 | 2400MM (94.49") 100MM PM4S2 SQUARE EXTRUSION WITH LOCKS 2 ENDS   |
| R68    | 4 | 2186MM (86.06") FABRIC CONNECTION EXTRUSION                      |
| R83    | 2 | 2400MM (94.49") FABRIC CONNECTION EXTRUSION                      |
| R75    | 2 | 2400MM (94.49") 100MM PM4S2 SQUARE EXTRUSION WITH STOPS AT 305MM |
| R13    | 1 | 600MM (23.62") PM4D CONNECTOR WITH TENSION GLIDES                |

1. Redesign of this exhibit without approval by manufacturer may result in dangerous and unsafe structures. Manufacturer disclaims any responsibility for redesigned exhibits it does not approve in writing.

2. Parts and components such as panels and extrusions are manufactured to metric sizing. Where ever possible sizes have been noted in feet and inches as well as in metric. Below is the imperial to metric sizing table as reference. "Nominal" refers to approximate size.

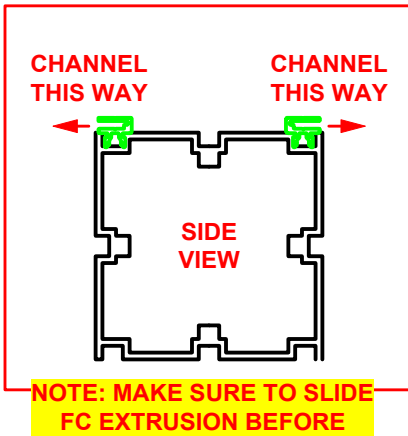
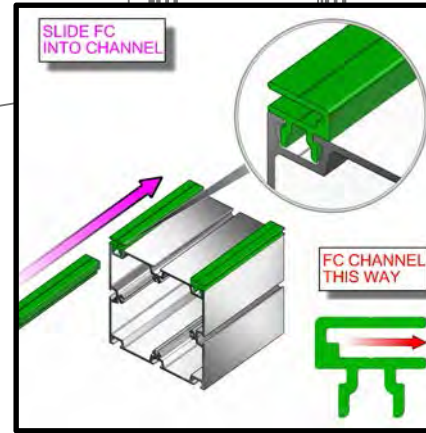
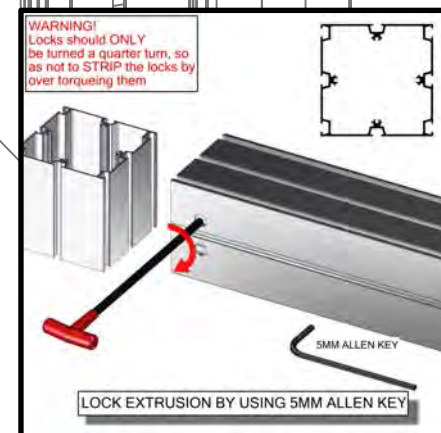
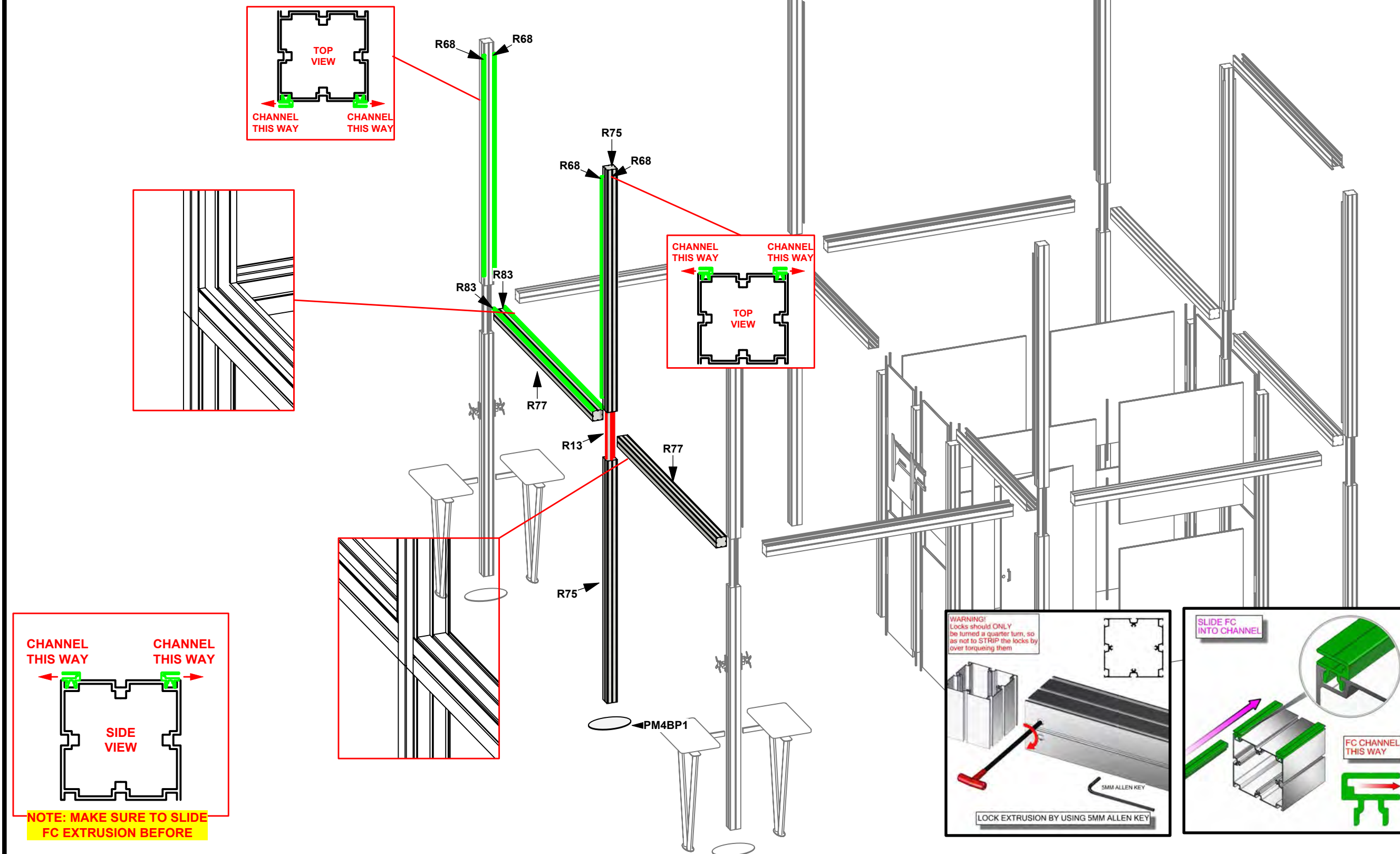
|                    |                                 |
|--------------------|---------------------------------|
| 2400mm = (94 1/2") | Phone Line / Fax                |
| 2100mm = (82 5/8") | Internet connection             |
| 1800mm = (70 7/8") | Outlet                          |
| 1500mm = (59")     | Main Drop (point of distrution) |
| 1200mm = (47 1/4") |                                 |
| 900mm = (35 1/2")  |                                 |
| 600mm = (23 5/8")  |                                 |
| 300mm = (11 7/8")  |                                 |

--- Wire running under carpet

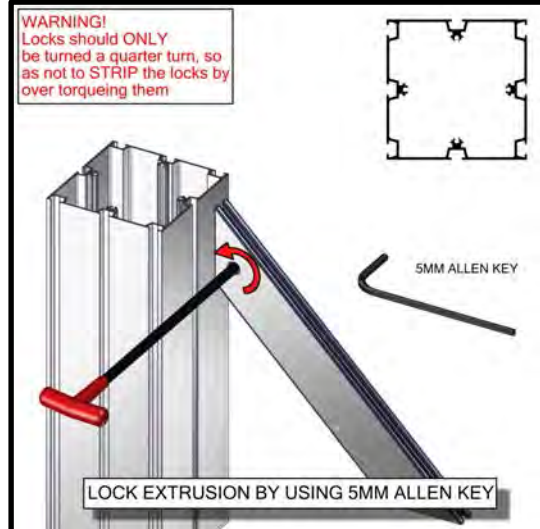
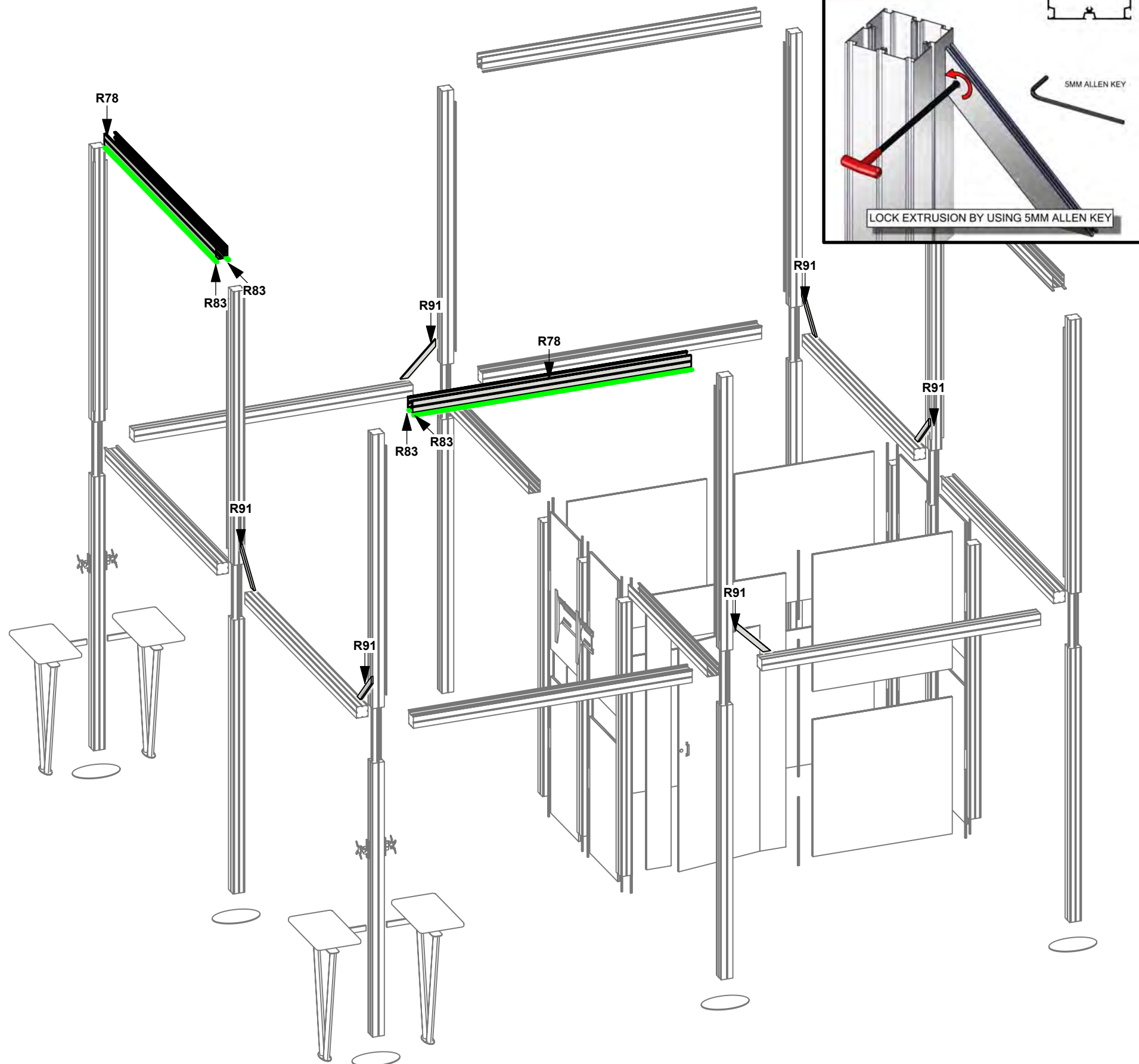
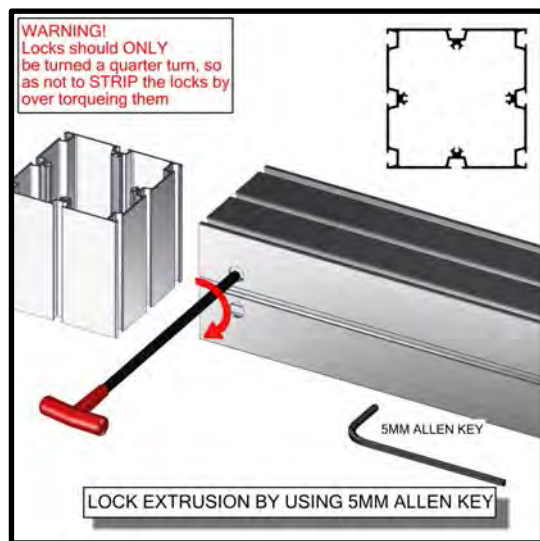
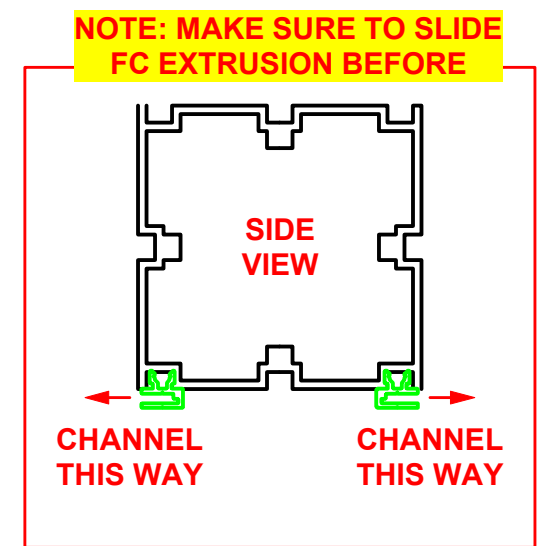
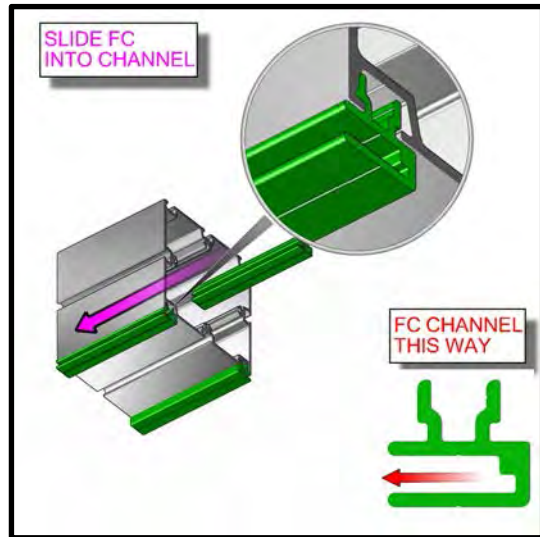


**HYBRID PRO RENTAL KIT**

Title: SET-UP INSTRUCTIONS



| Code | # | Description   |
|------|---|---|
| R78  | 2 | 2400MM (94.49") 100MM PM4U SQUARE EXTRUSION WITH LOCKS 2 ENDS |
| R91  | 5 | 300MM PH SILVER EXTRUSION WITH MITER CUTS & 45 DEGREE LOCKS B |
| R83  | 4 | 2400MM (94.49") FABRIC CONNECTION EXTRUSION                   |

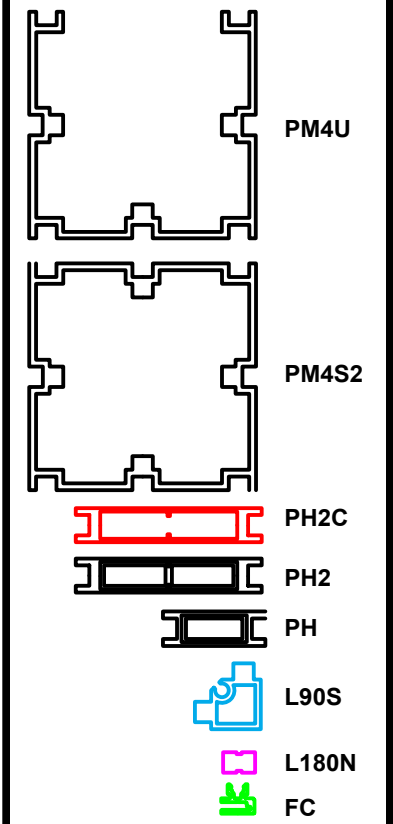


1. Redesign of this exhibit without approval by manufacturer may result in dangerous and unsafe structures. Manufacturer disclaims any responsibility for redesigned exhibits it does not approve in writing.

2. Parts and components such as panels and extrusions are manufactured to metric sizing. Where ever possible sizes have been noted in feet and inches as well as in metric. Below is the imperial to metric sizing table as reference. \*Nominal" refers to approximate size.

|                    |                                   |
|--------------------|-----------------------------------|
| 2400mm = (94 1/2") | ☒ Phone Line / Fax                |
| 2100mm = (82 5/8") | ☒ Internet connection             |
| 1800mm = (70 7/8") | ☒ Outlet                          |
| 1500mm = (59")     | ☒ Main Drop (point of distrution) |
| 1200mm = (47 1/4") |                                   |
| 900mm = (35 1/2")  |                                   |
| 600mm = (23 5/8")  |                                   |
| 300mm = (11 7/8")  |                                   |

--- Wire running under carpet

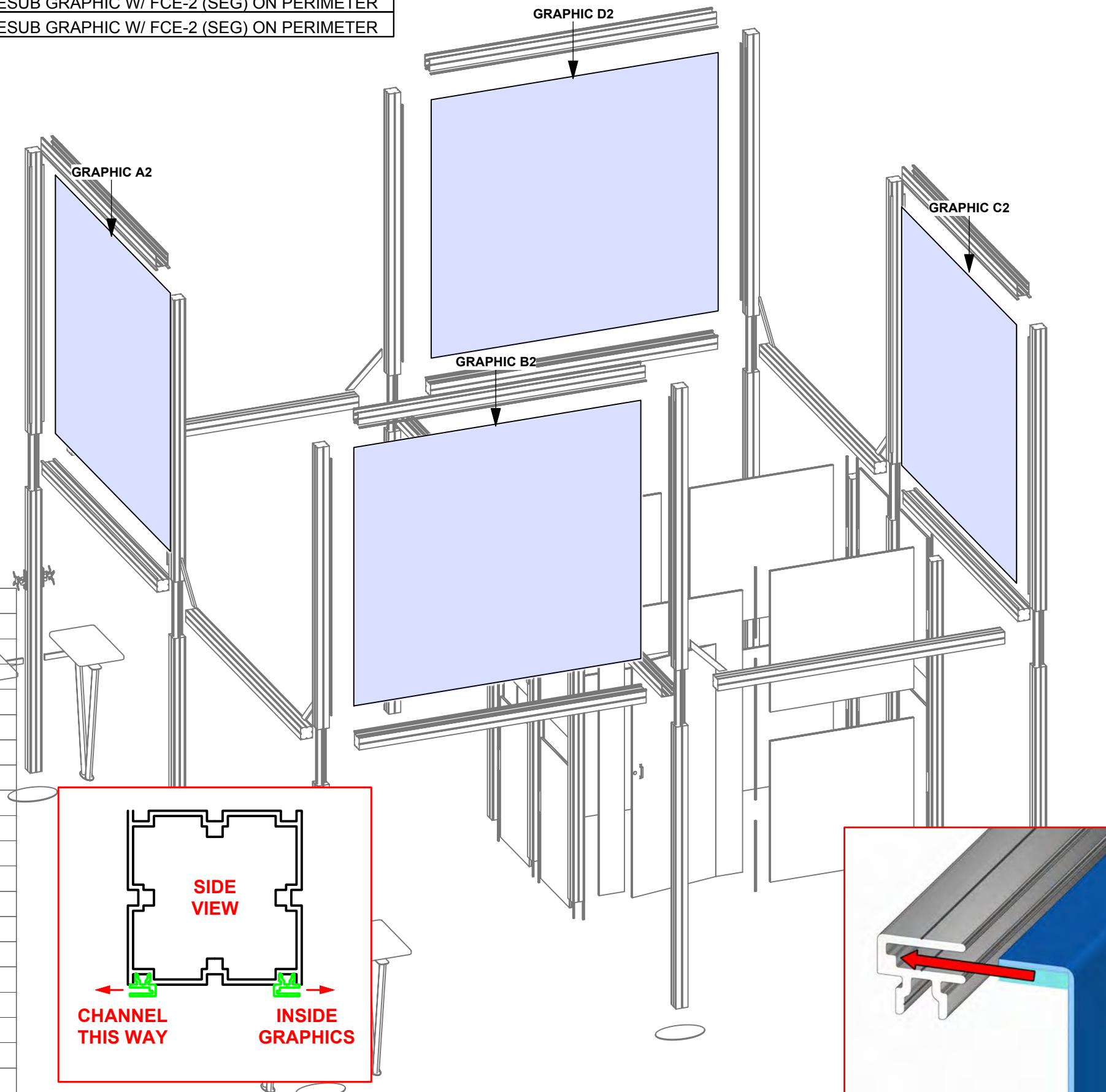
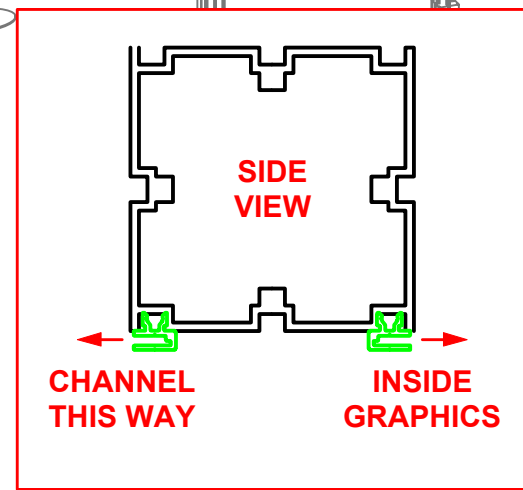
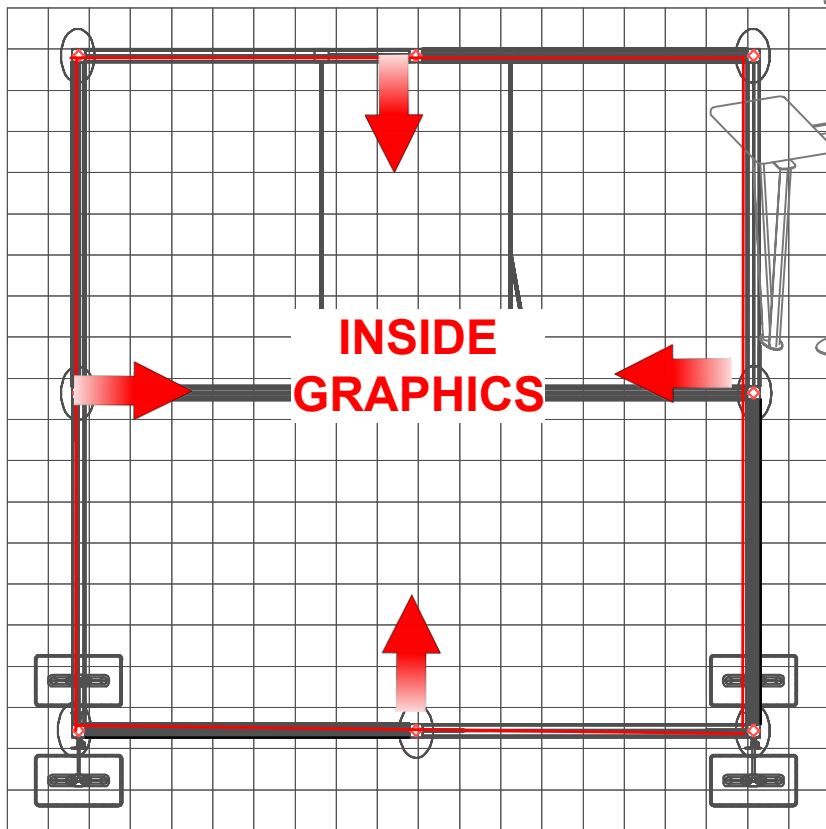
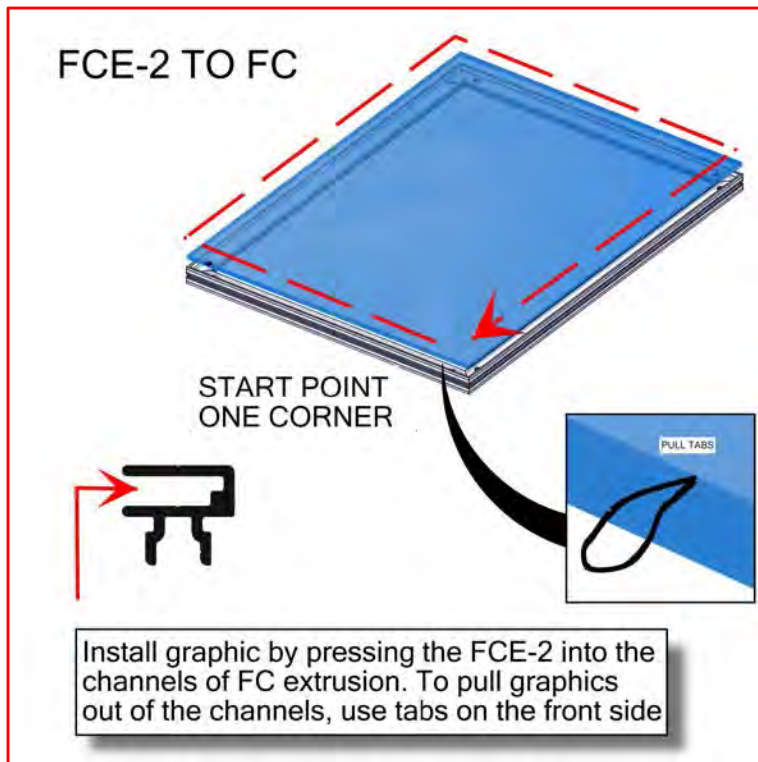


HYBRID PRO RENTAL KIT

Title: SET-UP INSTRUCTIONS



| Code       | # | Description   |
|------------|---|---|
| GRAPHIC C2 | 1 | 86 5/8" (H) X 94 1/2" (W) SINGLE SIDED DYESUB GRAPHIC W/ FCE-2 (SEG) ON PERIMETER |
| GRAPHIC D2 | 1 | 86 5/8" (H) X 94 1/2" (W) SINGLE SIDED DYESUB GRAPHIC W/ FCE-2 (SEG) ON PERIMETER |
| GRAPHIC A2 | 1 | 86 5/8" (H) X 94 1/2" (W) SINGLE SIDED DYESUB GRAPHIC W/ FCE-2 (SEG) ON PERIMETER |
| GRAPHIC B2 | 1 | 86 5/8" (H) X 94 1/2" (W) SINGLE SIDED DYESUB GRAPHIC W/ FCE-2 (SEG) ON PERIMETER |

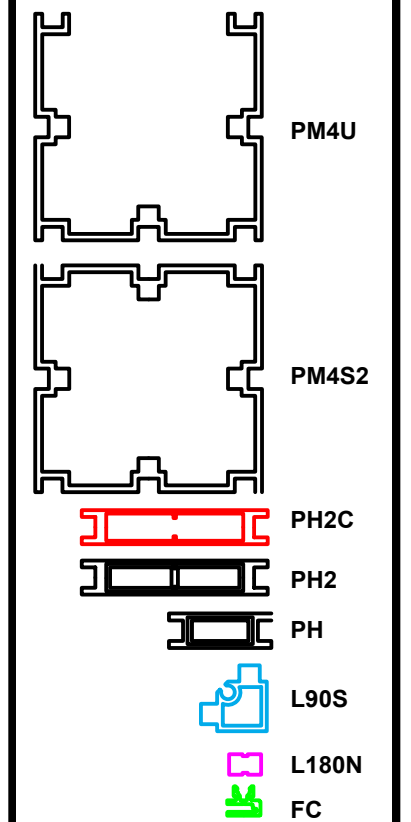


1. Redesign of this exhibit without approval by manufacturer may result in dangerous and unsafe structures. Manufacturer disclaims any responsibility for redesigned exhibits it does not approve in writing.

2. Parts and components such as panels and extrusions are manufactured to metric sizing. Where ever possible sizes have been noted in feet and inches as well as in metric. Below is the imperial to metric sizing table as reference. "Nominal" refers to approximate size.

|                    |                                 |
|--------------------|---------------------------------|
| 2400mm = (94 1/2") | Phone Line / Fax                |
| 2100mm = (82 5/8") | Internet connection             |
| 1800mm = (70 7/8") | Outlet                          |
| 1500mm = (59")     | Main Drop (point of distrution) |
| 1200mm = (47 1/4") |                                 |
| 900mm = (35 1/2")  |                                 |
| 600mm = (23 5/8")  |                                 |
| 300mm = (11 7/8")  |                                 |

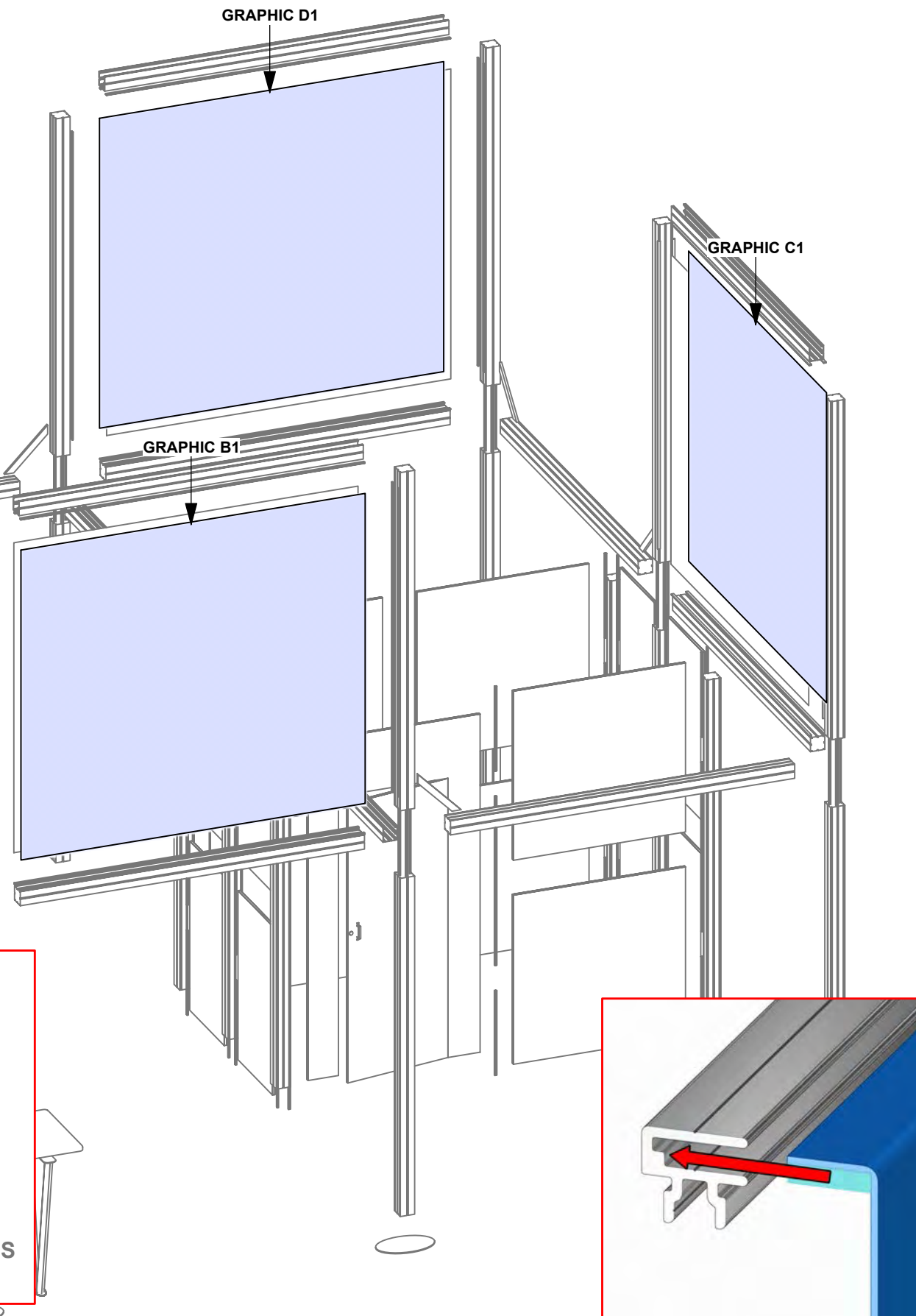
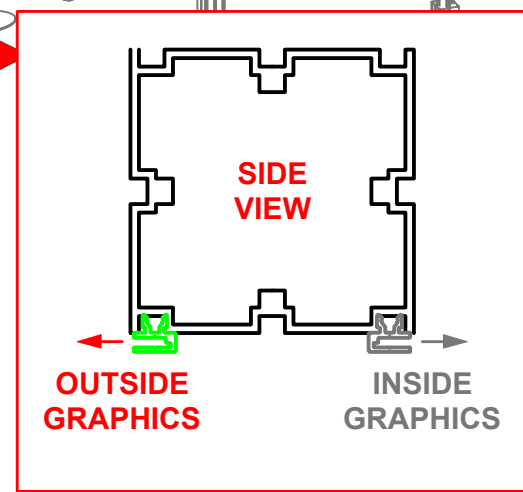
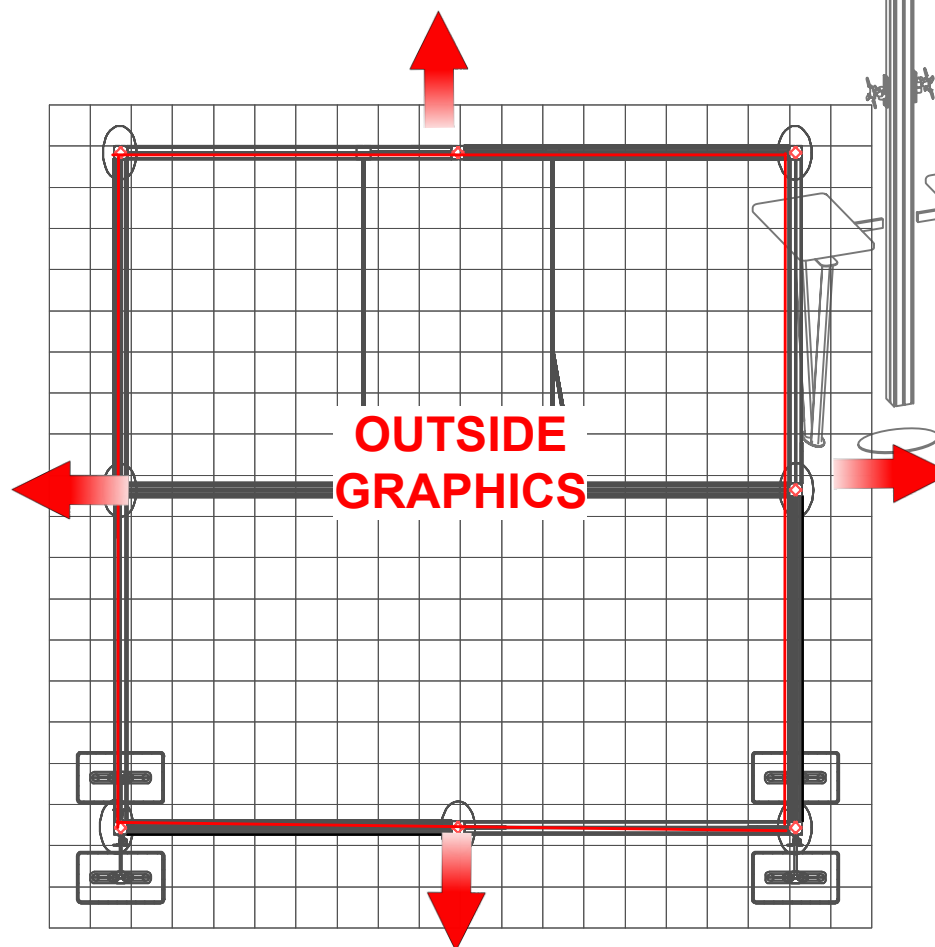
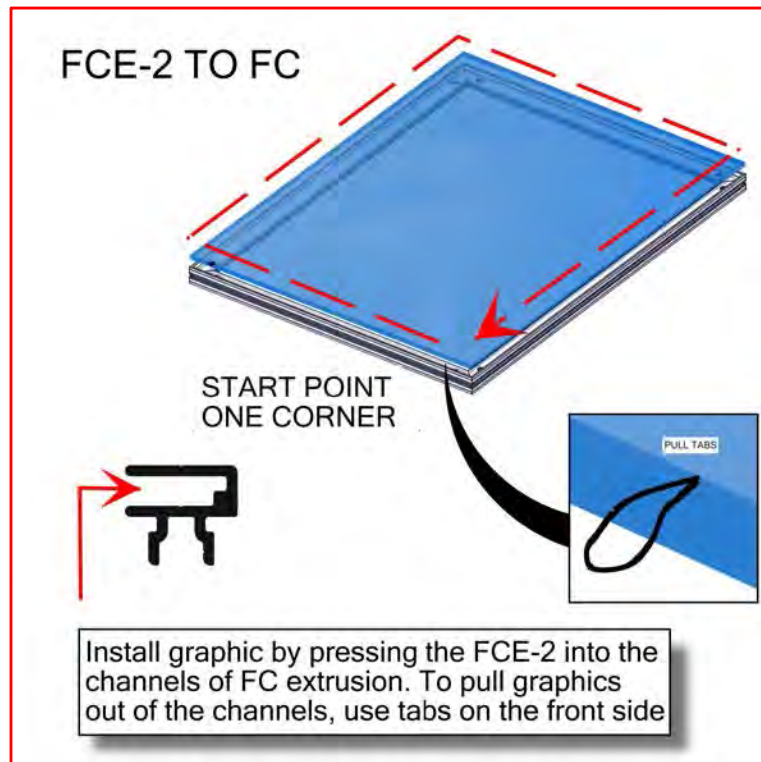
--- Wire running under carpet



HYBRID PRO RENTAL KIT

Title: SET-UP INSTRUCTIONS

| Code       | # | Description  |
|------------|---|--|
| GRAPHIC C1 | 1 | 86 5/8" (H) X 94 1/2" (W) SINGLE SIDED DYESUB GRAPHIC W/ FCE-2 |
| GRAPHIC D1 | 1 | 86 5/8" (H) X 94 1/2" (W) SINGLE SIDED DYESUB GRAPHIC W/ FCE-2 |
| GRAPHIC A1 | 1 | 86 5/8" (H) X 94 1/2" (W) SINGLE SIDED DYESUB GRAPHIC W/ FCE-2 |
| GRAPHIC B1 | 1 | 86 5/8" (H) X 94 1/2" (W) SINGLE SIDED DYESUB GRAPHIC W/ FCE-2 |

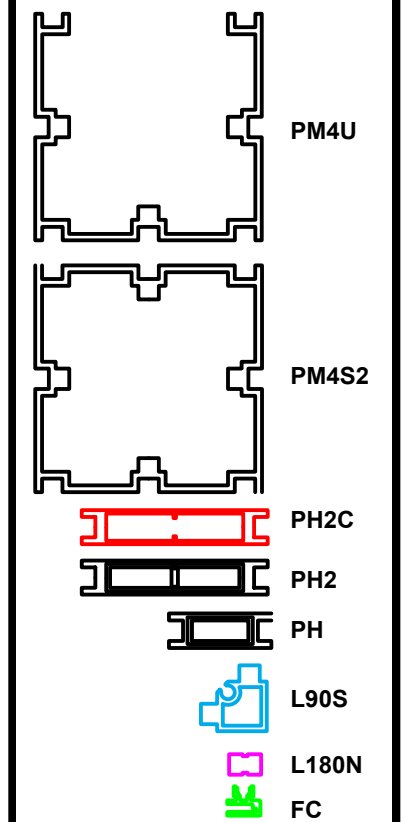


1. Redesign of this exhibit without approval by manufacturer may result in dangerous and unsafe structures. Manufacturer disclaims any responsibility for redesigned exhibits it does not approve in writing.

2. Parts and components such as panels and extrusions are manufactured to metric sizing. Where ever possible sizes have been noted in feet and inches as well as in metric. Below is the imperial to metric sizing table as reference. "Nominal" refers to approximate size.

|                    |                                 |
|--------------------|---------------------------------|
| 2400mm = (94 1/2") | Phone Line / Fax                |
| 2100mm = (82 5/8") | Internet connection             |
| 1800mm = (70 7/8") | Outlet                          |
| 1500mm = (59")     | Main Drop (point of distrution) |
| 1200mm = (47 1/4") |                                 |
| 900mm = (35 1/2")  |                                 |
| 600mm = (23 5/8")  |                                 |
| 300mm = (11 7/8")  |                                 |

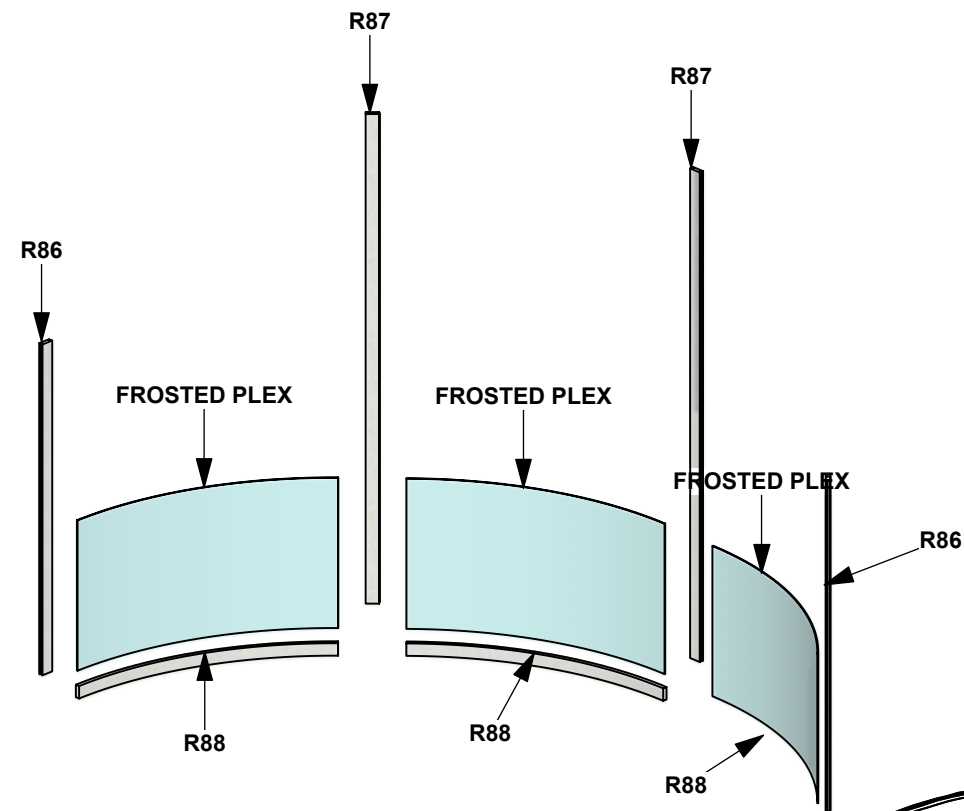
--- Wire running under carpet



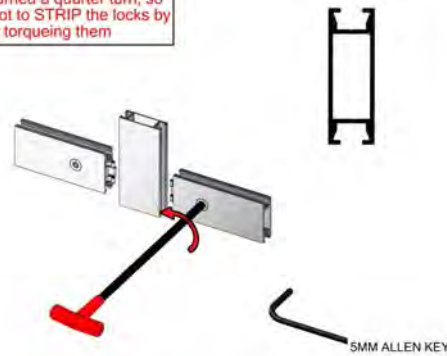
**HYBRID PRO RENTAL KIT**

Title: SET-UP INSTRUCTIONS

| Code        | # | Description  |
|-------------|---|--|
| R88         | 6 | RADIUS PH-4RN PH EXTRUSION WITH LOCKS BOTH ENDS ( LO   |
| R86         | 4 | 1200MM (47.24") PH EXTRUSION                           |
| R87         | 4 | 1779MM (70.04") PH EXTRUSION                           |
| FROSTED PLE | 6 | 545MM (V) X 965MM X 1/8" P95 SINGLE SIDED FROSTED PLEX |

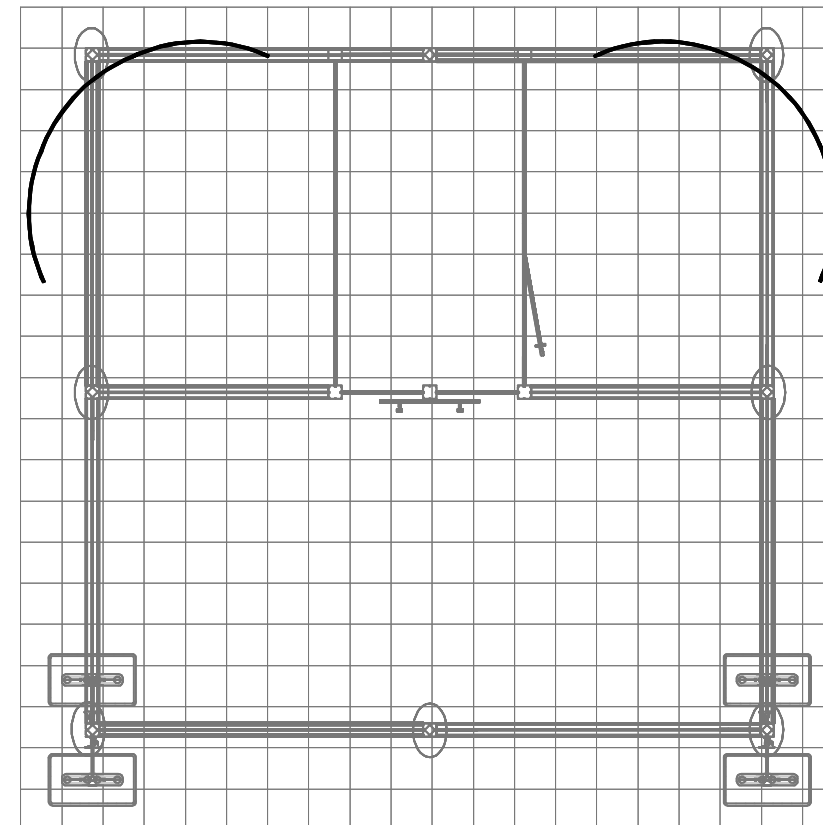
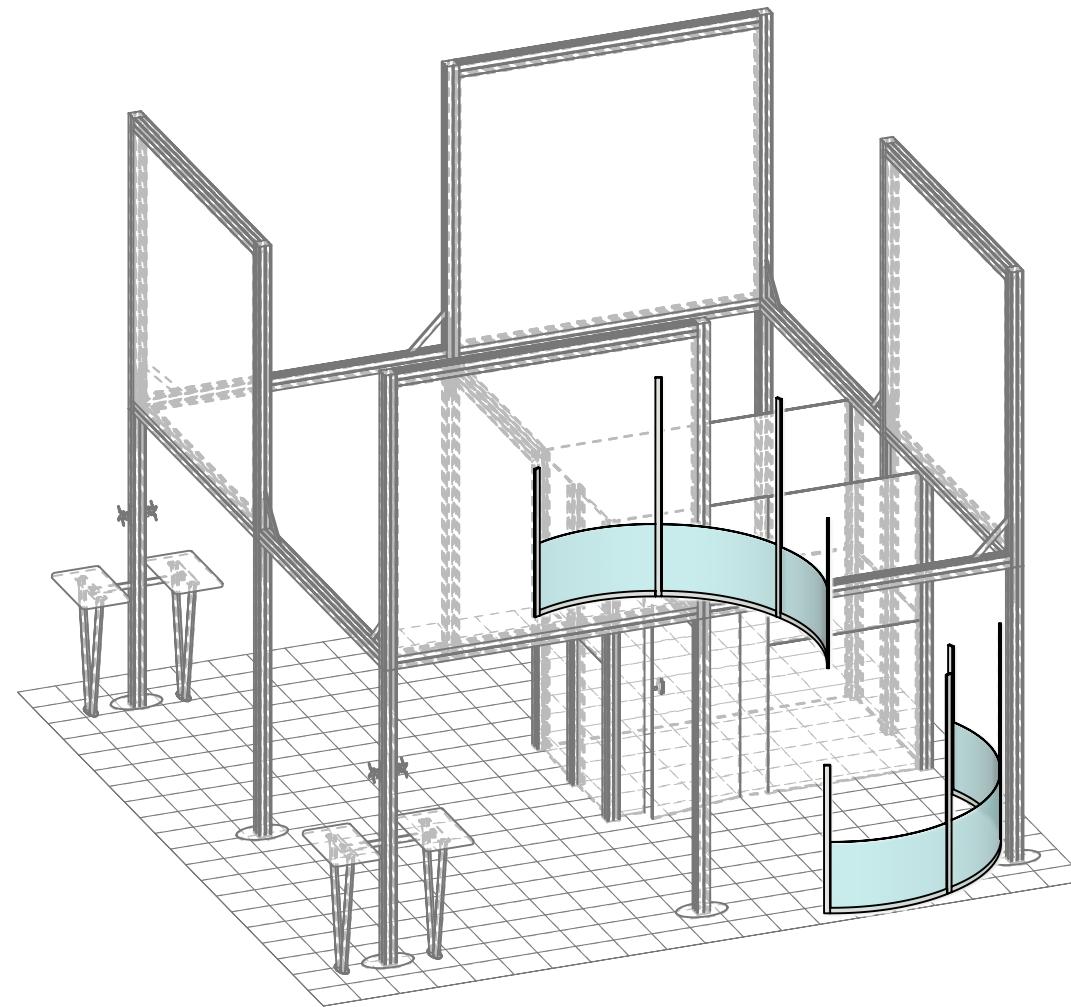


**WARNING!**  
Locks should ONLY be turned a quarter turn, so as not to STRIP the locks by over torquing them



LOCK EXTRUSION BY USING 5MM ALLEN KEY

**BUILD 2 UNITS**

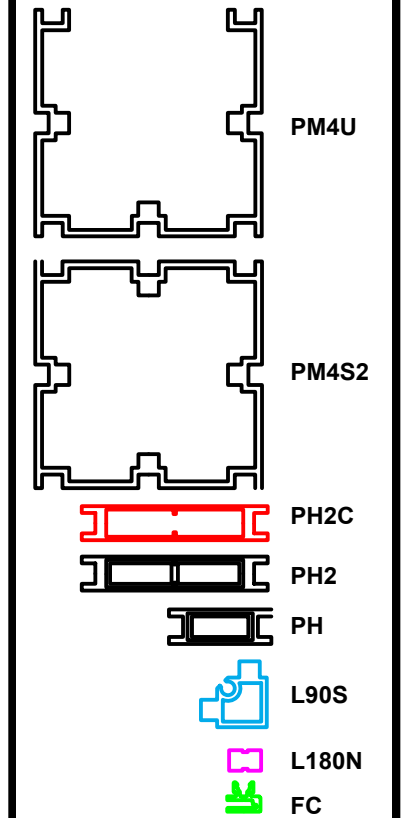


1. Redesign of this exhibit without approval by manufacturer may result in dangerous and unsafe structures. Manufacturer disclaims any responsibility for redesigned exhibits it does not approve in writing.

2. Parts and components such as panels and extrusions are manufactured to metric sizing. Where ever possible sizes have been noted in feet and inches as well as in metric. Below is the imperial to metric sizing table as reference. "Nominal" refers to approximate size.

|                    |                                 |
|--------------------|---------------------------------|
| 2400mm = (94 1/2") | Phone Line / Fax                |
| 2100mm = (82 5/8") | Internet connection             |
| 1800mm = (70 7/8") | Outlet                          |
| 1500mm = (59")     | Main Drop (point of distrution) |
| 1200mm = (47 1/4") |                                 |
| 900mm = (35 1/2")  |                                 |
| 600mm = (23 5/8")  |                                 |
| 300mm = (11 7/8")  |                                 |

--- Wire running under carpet



**HYBRID PRO RENTAL KIT**

Title: SET-UP INSTRUCTIONS



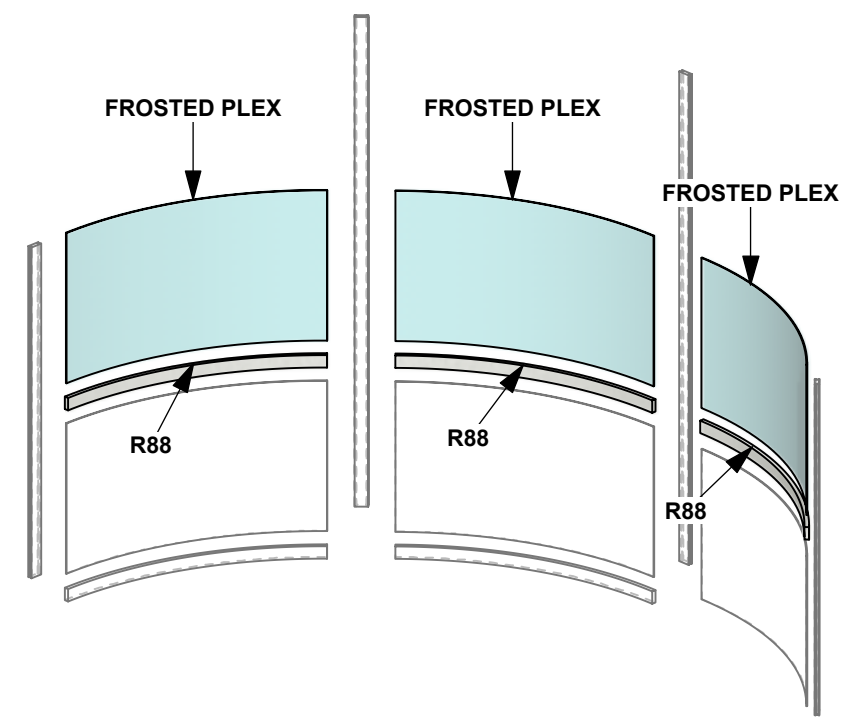
| Code        | # | Description                                  |
|-------------|---|--|
| R88         | 6 | RADIUS PH-4RN PH EXTRUSION WITH LOCKS BO     |
| FROSTED PLE | 6 | 545MM (V) X 965MM X 1/8" P95 SINGLE SIDED FR |

1. Redesign of this exhibit without approval by manufacturer may result in dangerous and unsafe structures. Manufacturer disclaims any responsibility for redesigned exhibits it does not approve in writing.

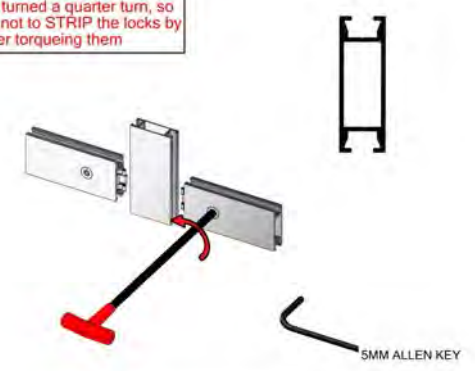
2. Parts and components such as panels and extrusions are manufactured to metric sizing. Where ever possible sizes have been noted in feet and inches as well as in metric. Below is the imperial to metric sizing table as reference. "Nominal" refers to approximate size.

|                    |                                 |
|--------------------|---------------------------------|
| 2400mm = (94 1/2") | Phone Line / Fax                |
| 2100mm = (82 5/8") | Internet connection             |
| 1800mm = (70 7/8") | Outlet                          |
| 1500mm = (59")     | Main Drop (point of distrution) |
| 1200mm = (47 1/4") |                                 |
| 900mm = (35 1/2")  |                                 |
| 600mm = (23 5/8")  |                                 |
| 300mm = (11 7/8")  |                                 |

--- Wire running under carpet

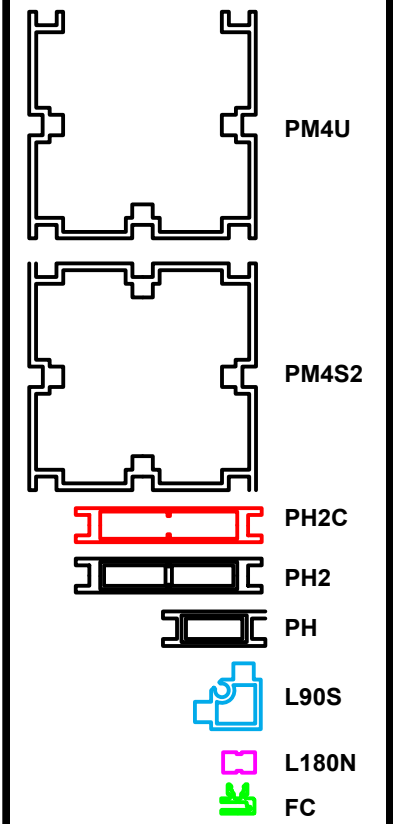
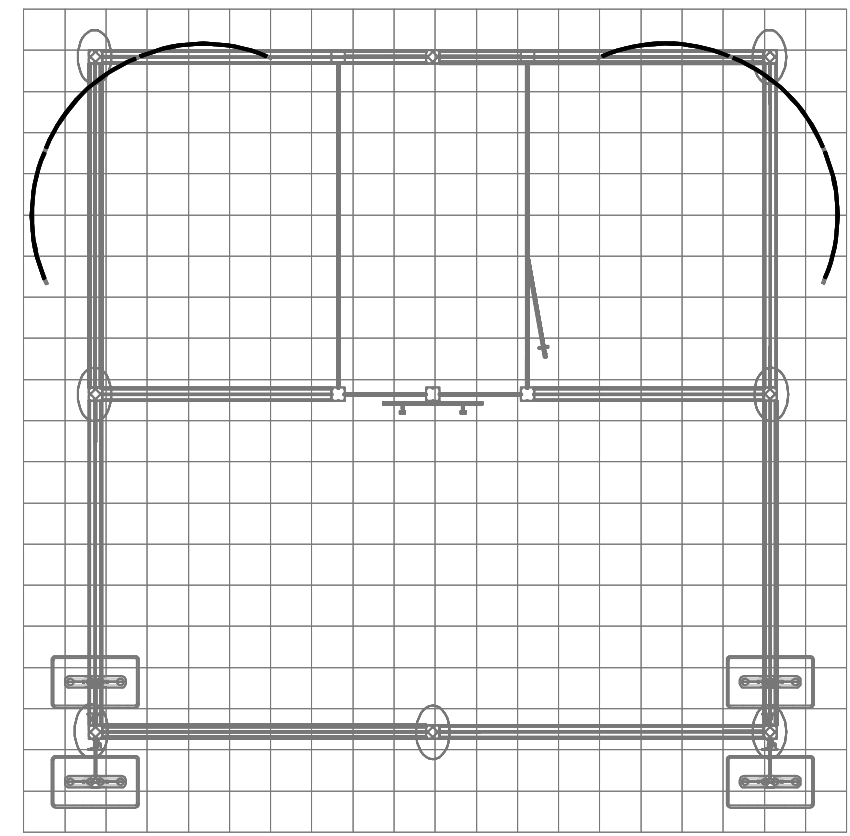
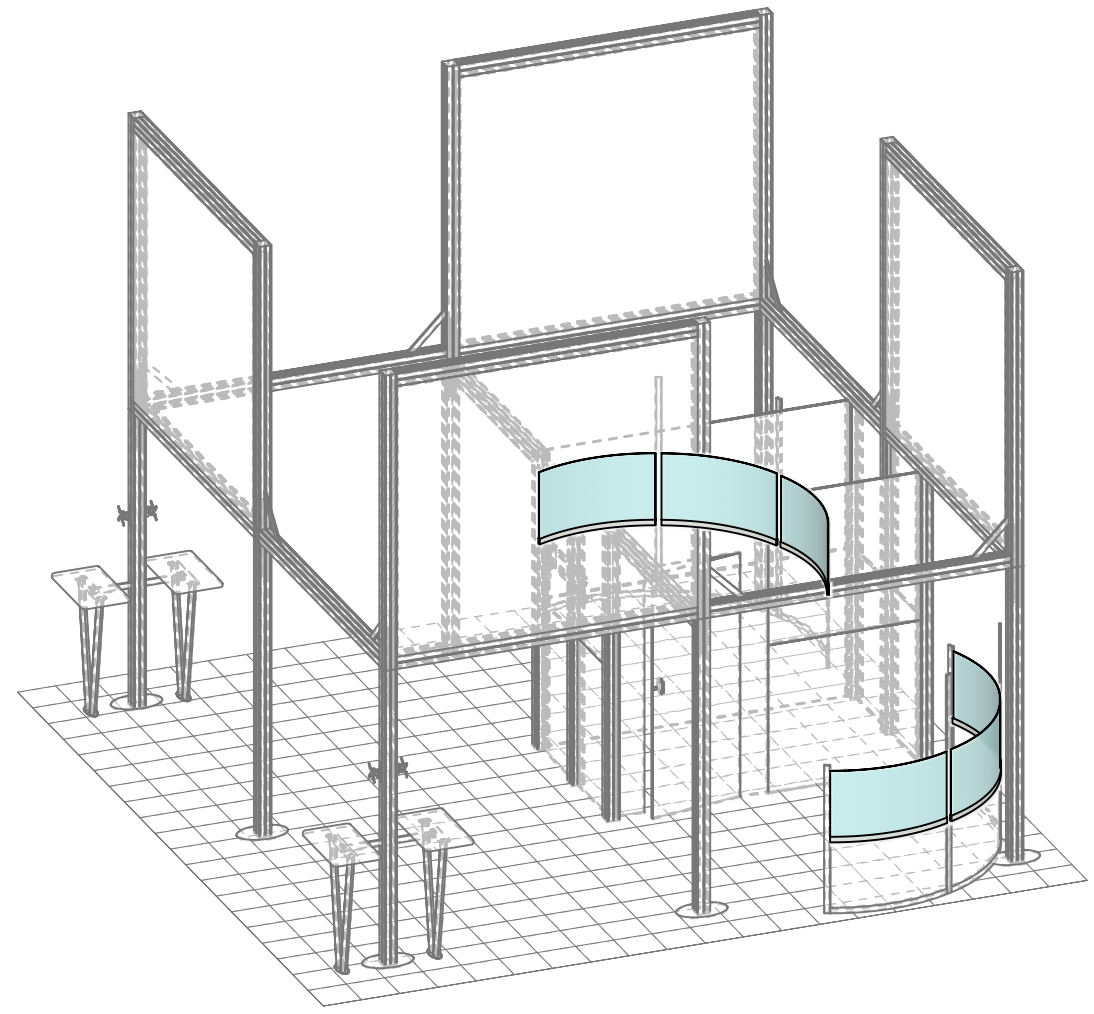


**WARNING!**  
Locks should ONLY be turned a quarter turn, so as not to STRIP the locks by over torquing them



LOCK EXTRUSION BY USING 5MM ALLEN KEY

**BUILD 2 UNITS**



**HYBRID PRO RENTAL KIT**

Title: SET-UP INSTRUCTIONS

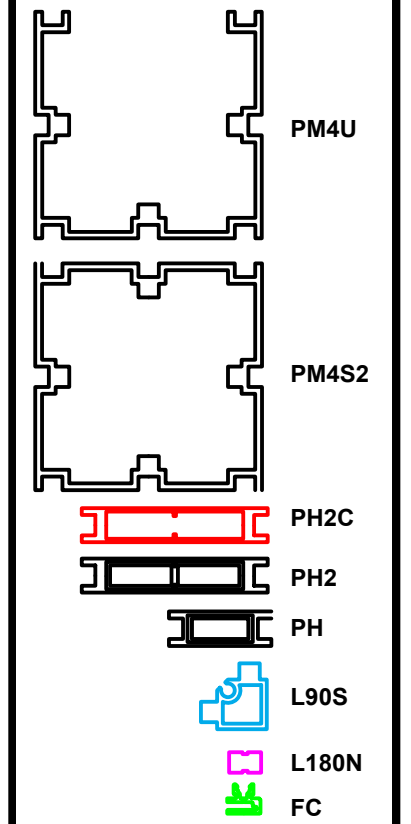
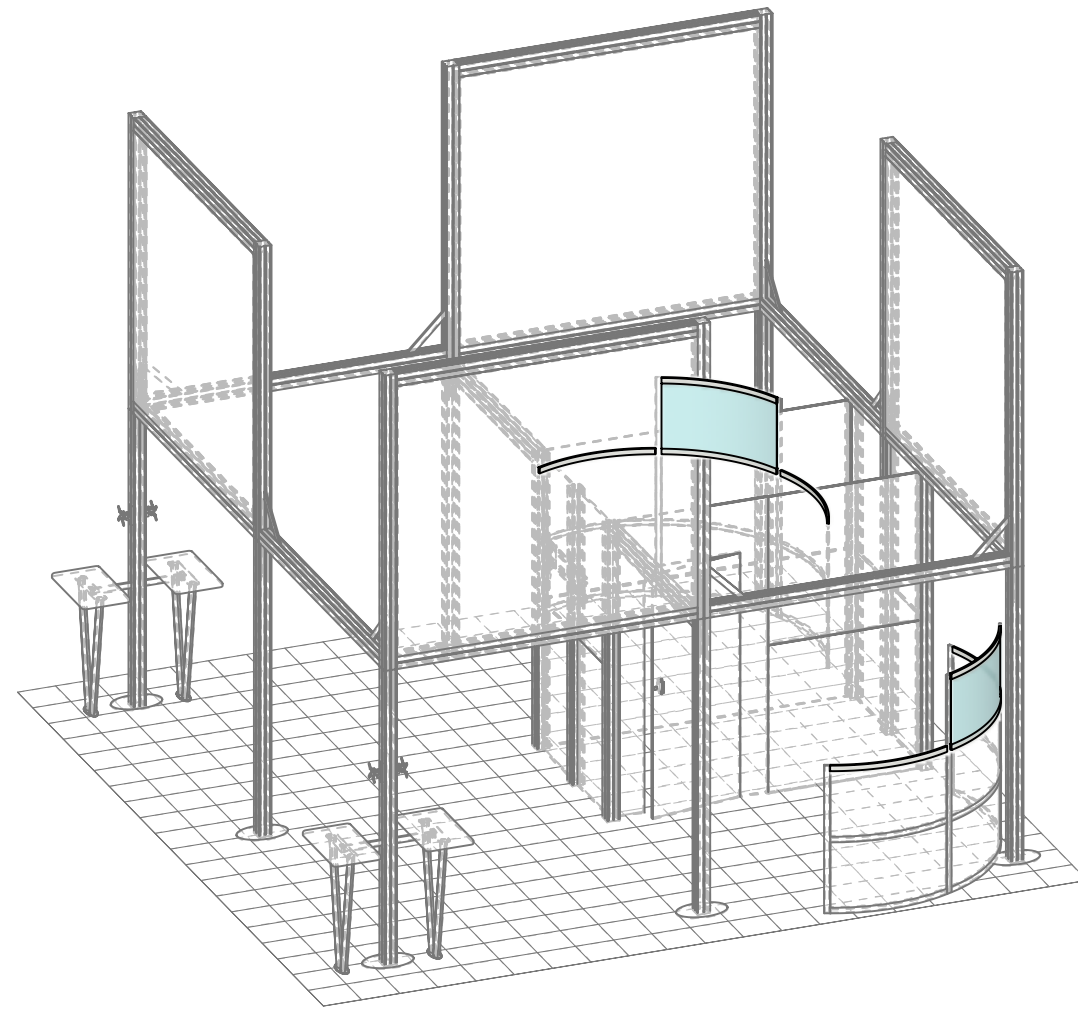
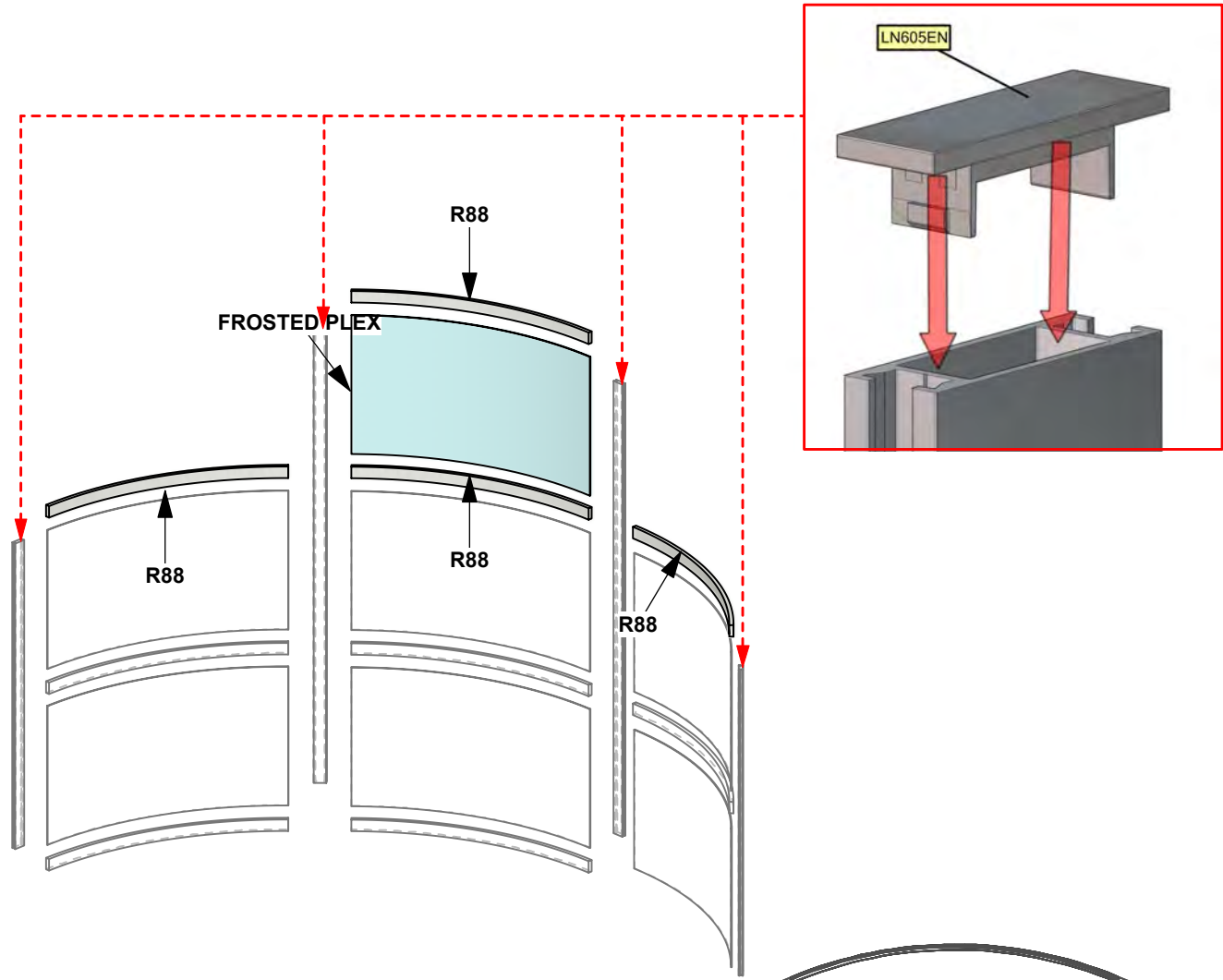
| Code         | # | Description  |
|--------------|---|--|
| R88          | 8 | RADIUS PH-4RN PH EXTRUSION WITH LOCKS BOTH ENDS ( LOCK ) |
| FROSTED PLEX | 2 | 545MM (V) X 965MM X 1/8" P95 SINGLE SIDED FROSTED PLEX   |

1. Redesign of this exhibit without approval by manufacturer may result in dangerous and unsafe structures. Manufacturer disclaims any responsibility for redesigned exhibits it does not approve in writing.

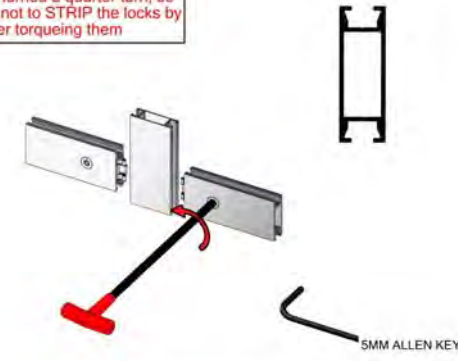
2. Parts and components such as panels and extrusions are manufactured to metric sizing. Where ever possible sizes have been noted in feet and inches as well as in metric. Below is the imperial to metric sizing table as reference. "Nominal" refers to approximate size.

|                    |                                 |
|--------------------|---------------------------------|
| 2400mm = (94 1/2") | Phone Line / Fax                |
| 2100mm = (82 5/8") | Internet connection             |
| 1800mm = (70 7/8") | Outlet                          |
| 1500mm = (59")     | Main Drop (point of distrution) |
| 1200mm = (47 1/4") |                                 |
| 900mm = (35 1/2")  |                                 |
| 600mm = (23 5/8")  |                                 |
| 300mm = (11 7/8")  |                                 |

--- Wire running under carpet

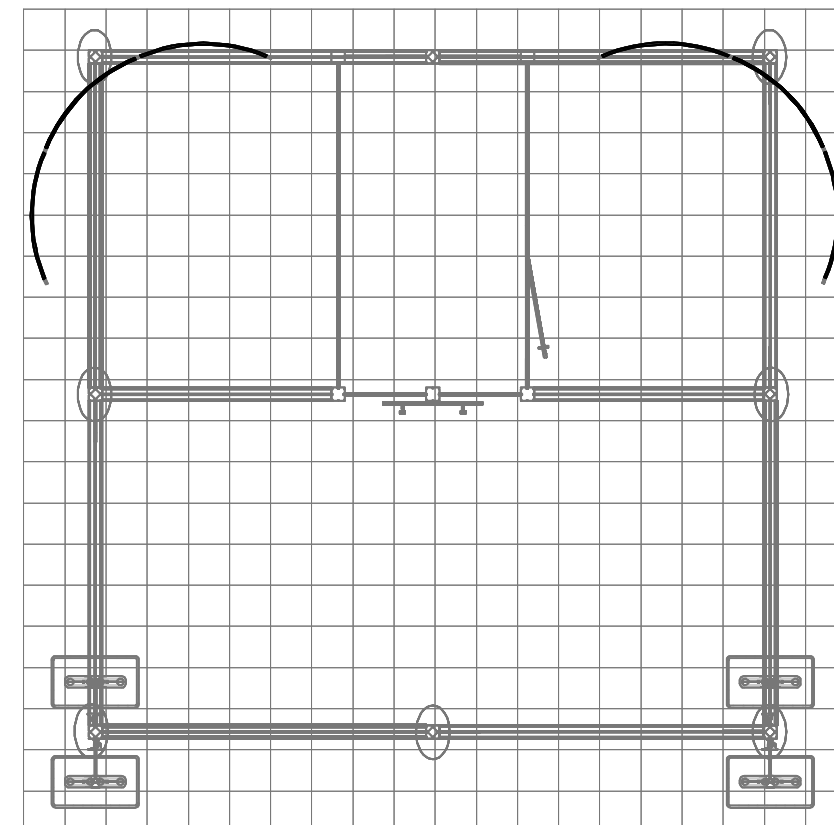


**WARNING!**  
Locks should ONLY be turned a quarter turn, so as not to STRIP the locks by over torquing them



LOCK EXTRUSION BY USING 5MM ALLEN KEY

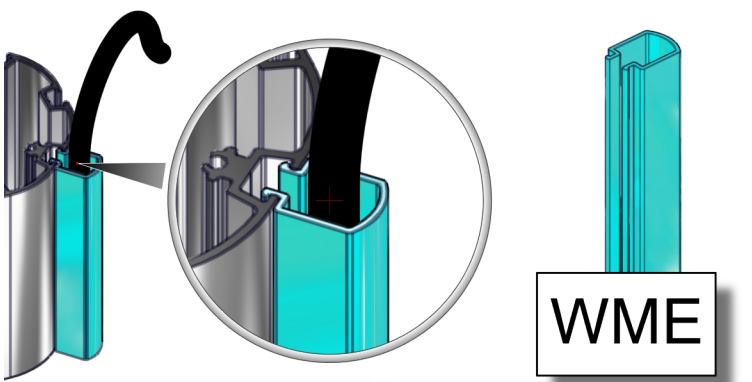
**BUILD 2 UNITS**



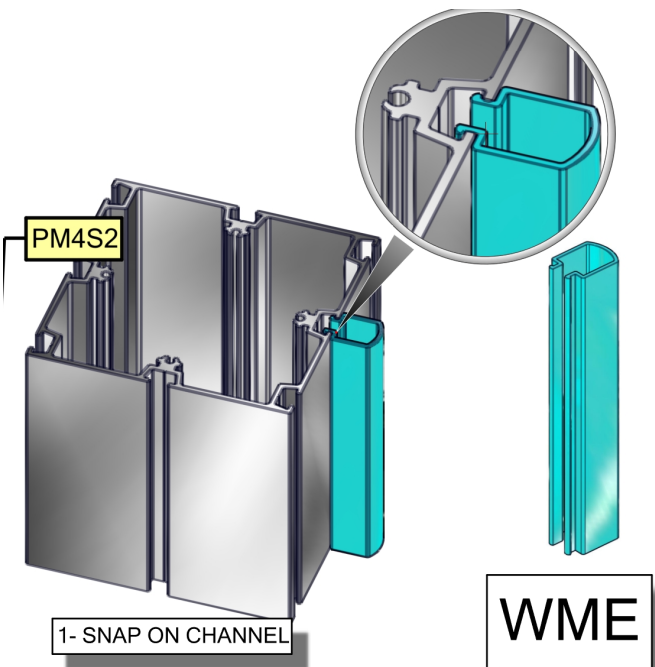
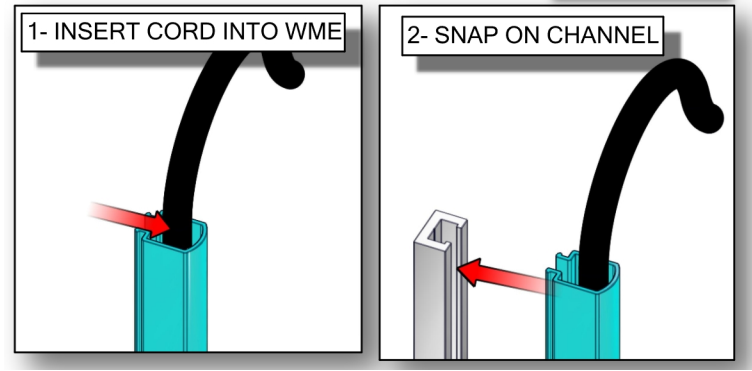
**HYBRID PRO RENTAL KIT**

Title: SET-UP INSTRUCTIONS

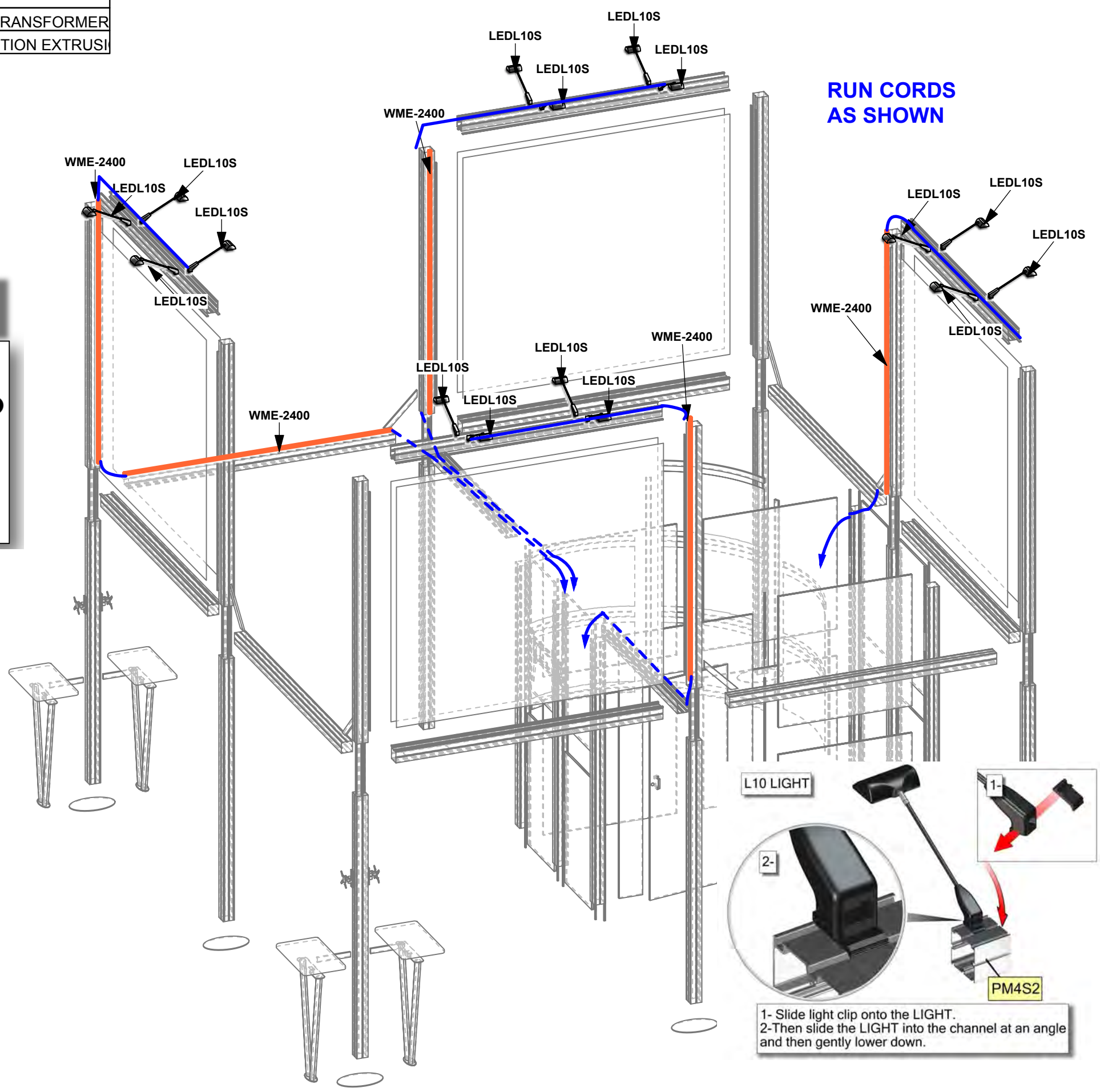
| Code     | #  | Description                                 |
|----------|----|---|
| LEDL10S  | 16 | LED SPOTLIGHT,3M,UL PLUG W/TRANSFORMER      |
| WME-2400 | 5  | 2400MM (94.49") FABRIC CONNECTION EXTRUSION |



WME



WME



**RUN CORDS AS SHOWN**

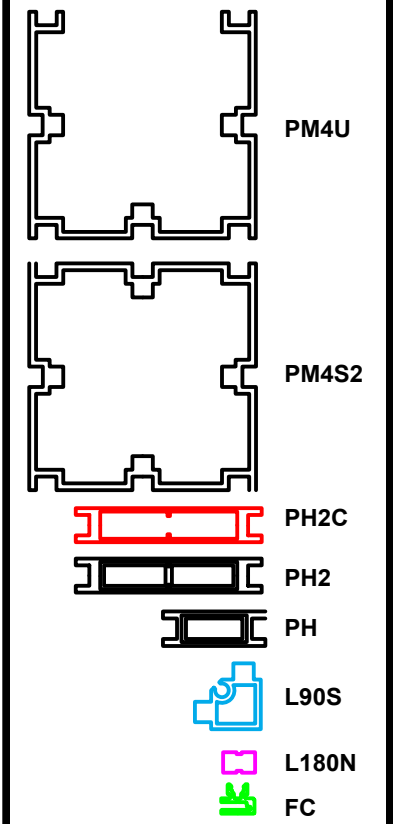


1- Slide light clip onto the LIGHT.  
2-Then slide the LIGHT into the channel at an angle and then gently lower down.

1. Redesign of this exhibit without approval by manufacturer may result in dangerous and unsafe structures. Manufacturer disclaims any responsibility for redesigned exhibits it does not approve in writing.  
2. Parts and components such as panels and extrusions are manufactured to metric sizing. Where ever possible sizes have been noted in feet and inches as well as in metric. Below is the imperial to metric sizing table as reference. "Nominal" refers to approximate size.

|                    |                                 |
|--------------------|---------------------------------|
| 2400mm = (94 1/2") | Phone Line / Fax                |
| 2100mm = (82 5/8") | Internet connection             |
| 1800mm = (70 7/8") | Outlet                          |
| 1500mm = (59")     | Main Drop (point of distrution) |
| 1200mm = (47 1/4") |                                 |
| 900mm = (35 1/2")  |                                 |
| 600mm = (23 5/8")  |                                 |
| 300mm = (11 7/8")  |                                 |

--- Wire running under carpet

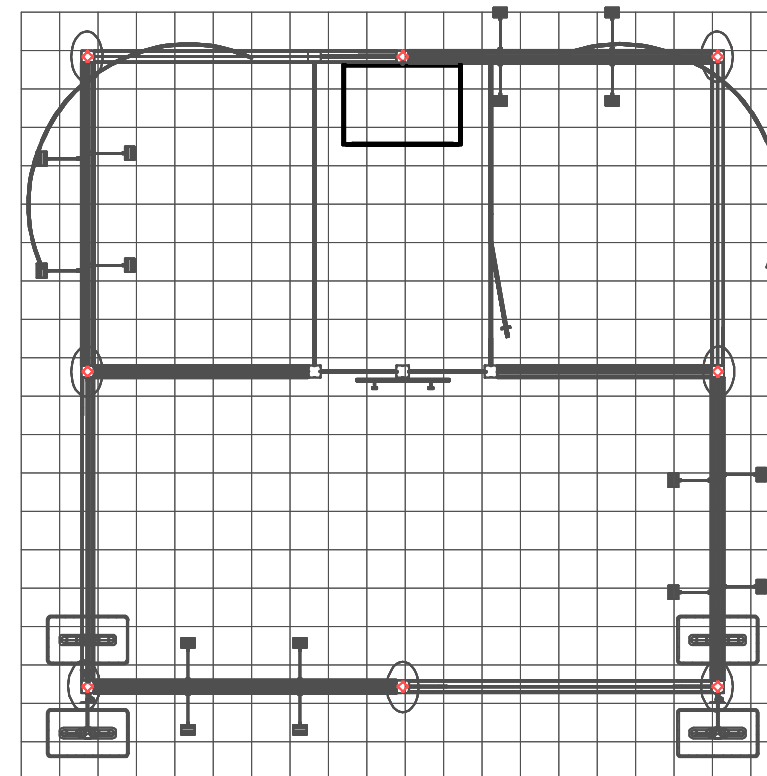
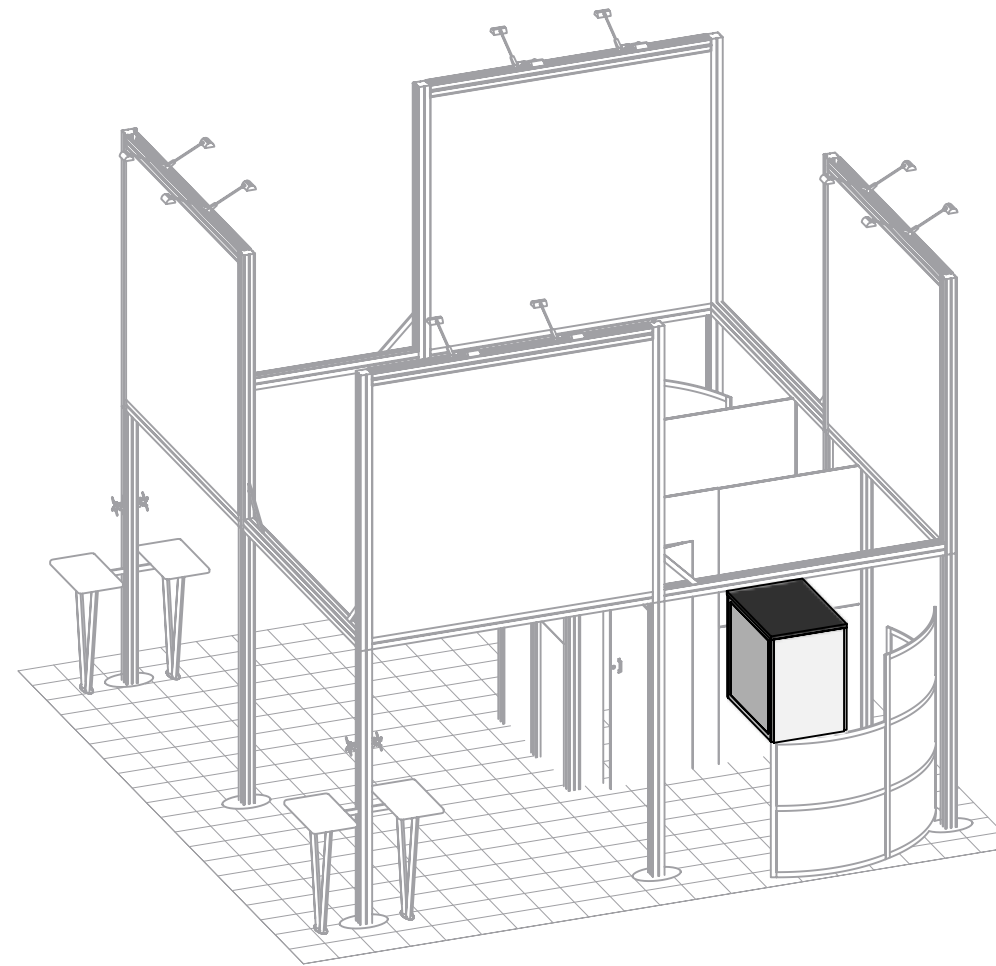

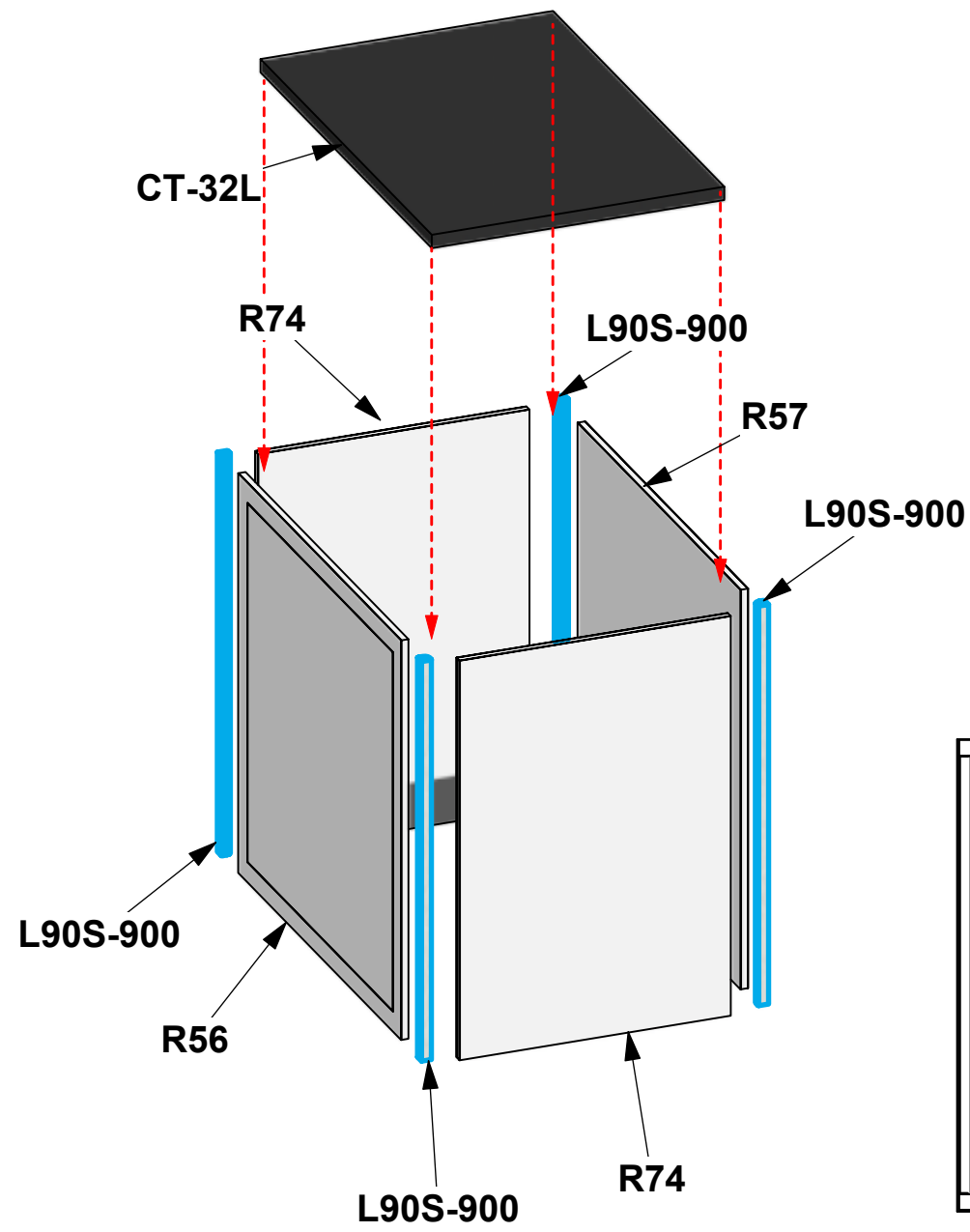


**HYBRID PRO RENTAL KIT**

Title: SET-UP INSTRUCTIONS



| Code     | # | Description   |
|----------|---|---|
| R74      | 2 | 3 X 2 (900MM X 600MM) LAMINATE PANEL                    |
| R57      | 1 | 3 X 3 (900MM X 900MM) LAMINATE PANEL                    |
| CT-32L   | 1 | 3' X 2' LAMINATE COUNTER TOP                            |
| R56      | 1 | 900MM V x 900MM W LAMINATE CABINET DOOR                 |
| L90S-900 | 4 | 900MM (35.43") 90 DEGREE SILVER LINK EXTRUSION90 DEGREE |

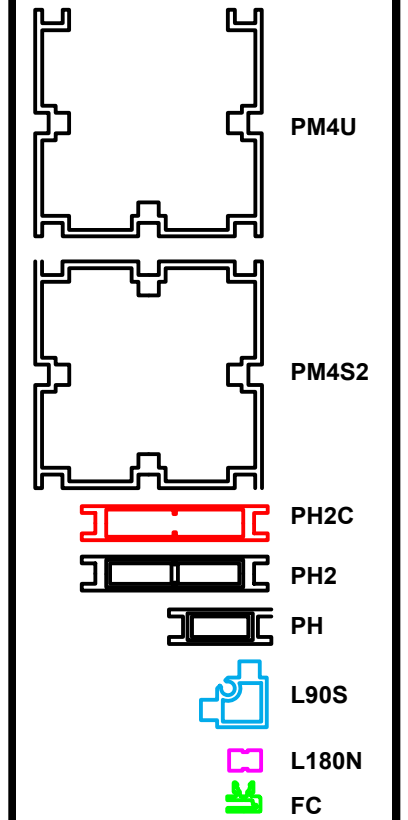


1. Redesign of this exhibit without approval by manufacturer may result in dangerous and unsafe structures. Manufacturer disclaims any responsibility for redesigned exhibits it does not approve in writing.

2. Parts and components such as panels and extrusions are manufactured to metric sizing. Where ever possible sizes have been noted in feet and inches as well as in metric. Below is the imperial to metric sizing table as reference. "Nominal" refers to approximate size.

|                    |                                 |
|--------------------|---------------------------------|
| 2400mm = (94 1/2") | Phone Line / Fax                |
| 2100mm = (82 5/8") | Internet connection             |
| 1800mm = (70 7/8") | Outlet                          |
| 1500mm = (59")     | Main Drop (point of distrution) |
| 1200mm = (47 1/4") |                                 |
| 900mm = (35 1/2")  |                                 |
| 600mm = (23 5/8")  |                                 |
| 300mm = (11 7/8")  |                                 |

--- Wire running under carpet



HYBRID PRO RENTAL KIT

Title: SET-UP INSTRUCTIONS

# **PACKING INSTRUCTIONS**



- 14** (1) R92, (4) V-LG-02
- 13** (2) V-CW-CT-01, (1) CT-32L
- 12** (16) LED L10S 2V-CW-01
- 11** (1) R56, (2) V-CW-CT-01, (1) R57
- 10** (2) R74, (1) R57
- 9** (4) R93
- 8** (4) R93
- 7** (2) R70
- 6** (2) R70
- 5** (2) R70
- 4** (14) L180N-1200, (32) L180N-600, (16) R68, (16) R83, (2) R81, (4) 87, (2)R81  
(3) MM-MB, (8) R13, (4) L90S-900, (20) R88, (8) R91, (4) R8, (4) R86,(1) R78
- 3** (11) R75
- 2** (2) R78, (2) R117, (2) R115, (5) R75
- 1** (10) R77, (1) R116

# CASE # 1

|               |  |   |
|---------------|--|---|
| <b>LEGEND</b> |  | GREY FOAM FOLDED TO FILL EMPTY SPACES OR USED AS PROTECTION |
|               |  | 1/8" CARDBOARD SPACER (PUT IN BETWEEN EVERY PANEL)          |
|               |  | DIVIDER   |
|               |  | 1/4" WHITE FOAM (USED AS PROTECTION DOOR PANELS W/ LOCKS)   |

